


People's Democratic Republic of Algeria

Ministry of Higher Education and Scientific
Research

Mohamed Sharif Musadia University - Souk Ahras

Directorate of Development, Foresight and Guidance

Département of Statistics and Perpecting



Statistical
report

University year 2019/2020

Enrolled students 2019-2020.

1 – Succeed Students in 2019/2020

A.The number of A New baccalaureate students: in June 2954 Students

Baccalaureate results	Students at secondary schools	Free candidates	Total
-----------------------	-------------------------------	-----------------	-------

Number of Registered	4692	2766	7458
Number of Students	4653	1812	6465
Number of Successful	2446	508	2954
The Success Percent	52.57	28.04	40.30

B. Open Pedagogical Seats for The Academic Year 2019-2020:

B.1.A Number of newly registered students in the bachelor's degree program (baccalaureate holders 2019):

Code	Domaine	Number of oriented	Permanently registered
D01	Science and Technology	181	189
D02	Material Sciences	33	33
D03	Mathematics and Computer Science	104	187
D04	Nature and Life sciences	272	246
D06	Economic, Commercial and Management Sciences	351	353
D07	Law and Political Science	351	384
082	English Language	120	112
084	French	117	127
D12	Arabic Literature and Language	103	114
091	Human Sciences	228	246
095	Social Sciences	143	134
D10	Science and techniques of physical and sporting activities	00	00
Total LMD		2003	2030
703	Veterinary Sciences	102	53
General total		2105	2178

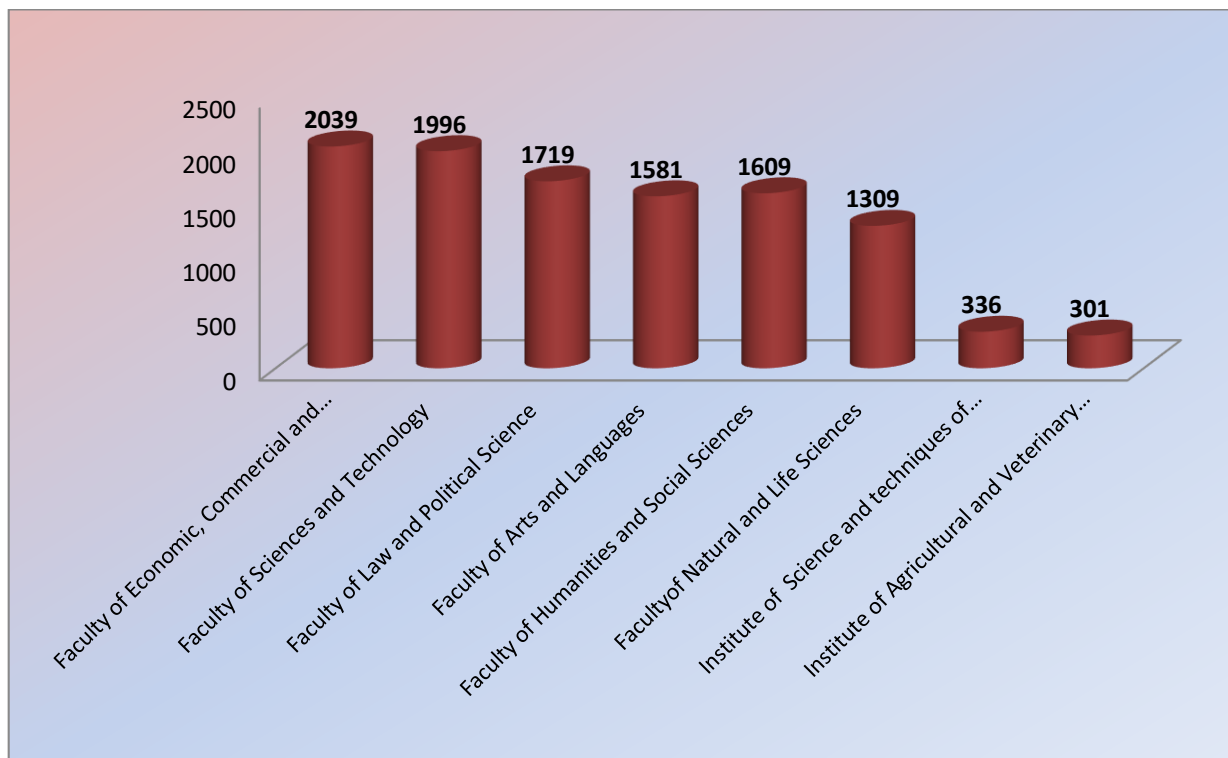
B.2 New Registrants and The Total Number in The Master's Phase:

Subfield	Domaine	New registrants	Those registered for the Master's degree
D01	Science and Technology	199	440

D02	Material Sciences	78	159
D03	Mathematics and Computer Science	62	136
D04	Nature and Life sciences	229	432
D06	Economic, Commercial and Management Sciences	316	594
D07	Law and Political Science	193	350
08 4	French	83	164
08 2	English Language	38	38
D21	Arabic Literature and Language	74	148
09 1	Human Sciences	103	211
09 5	Social Sciences	58	113
D10	Science and techniques of physical and sporting activities	93	190
Total		1526	2975

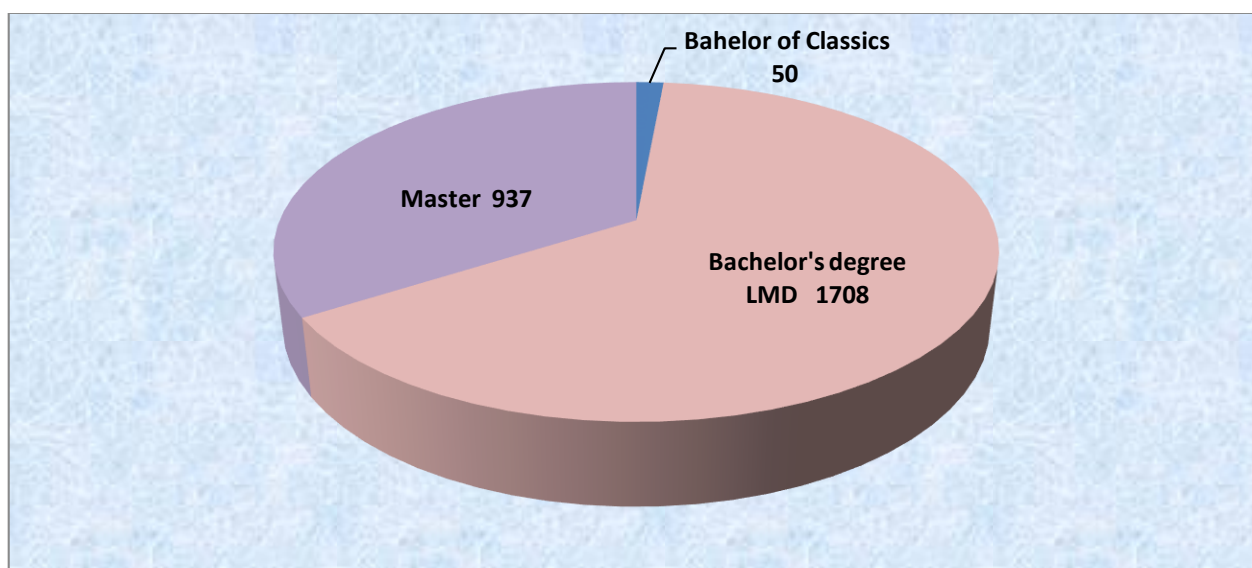
3. Graduation students for the academic year:

Faculty s or Institutes	Males	Females	General Total
Faculty of Sciences and Technology	931	1065	1996
Faculty of Law and Political Science	828	891	1719
Faculty of Economic, Commercial and Management Sciences	765	1274	2039
Faculty of Arts and Languages	248	1333	1581
Faculty of Humanities and Social Sciences	198	1411	1609
Faculty of Natural and Life Sciences	221	1088	1309
Institute of Science and techniques of physical and sporting activities	280	56	336
Institute of Agricultural and Veterinary Sciences	85	216	301
Graduating students	3556	7334	10890



2. Graduating Students:

Certificates	The Total
Bachelor of Classics	50
Bachelor's degree LMD	1708
Master	937
Graduating students	2695



3: A general study of the Configuration offers according to the domaines for the first and second stages:

After the process of harmonizing the master's offers in the domaine of law and political sciences, as well as domaine of humanities and social sciences. Accordingly, formation offers after entering university access as follows :

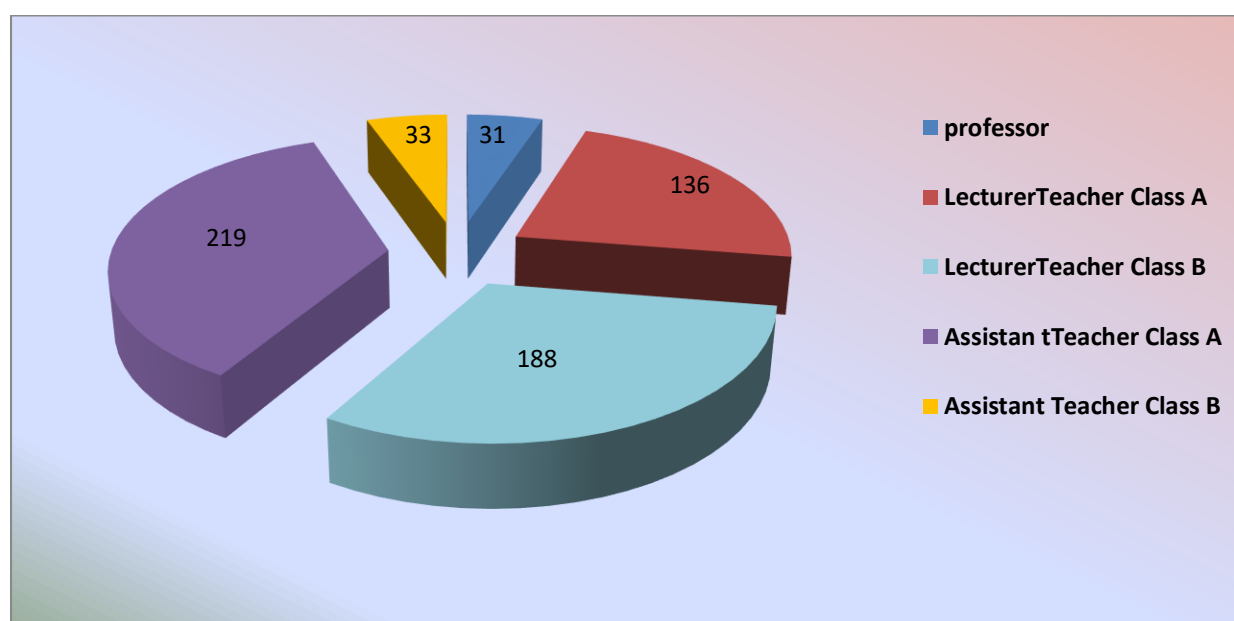
formation Offers eligible Until 2019			
The Domains	Bachelor's degree	Master	The Total
Science and Technology	08	12	20
Material Sciences	03	04	07
Mathematics and Computer Science	02	03	05
Nature and Life sciences	07	07	14
Economic, Commercial and Management Sciences	12	06	18
Law and Political Science	02	02	04
French	02	02	04
Human ities and social sciences	04	05	09
Science and techniques of physical and sporting activities	03	03	06
Arabic literature and language	03	03	06
Total	46	49	95

II - Pedagogical and administrative supervision for the academic Year 2019/2020

1 Permanent Teachers:

The number of Teachers at the university reached **607** where the percentage of supervision reached 17/1..

The	Ranks	The Total
01	professor	31
02	LecturerTeacher Class A	136
03	LecturerTeacher Class B	188
04	Assistan tTeacher Class A	219
05	Assistant Teacher Class B	33
The Total		607



2. Supervision ratio (number of students per professor):

Total Number of students	Number of Students per permanent professor
10890	17

Administrative Staff 2019/2020

Items	the number
Design Employees (11-16)	164
Application Employees 09-10)	135


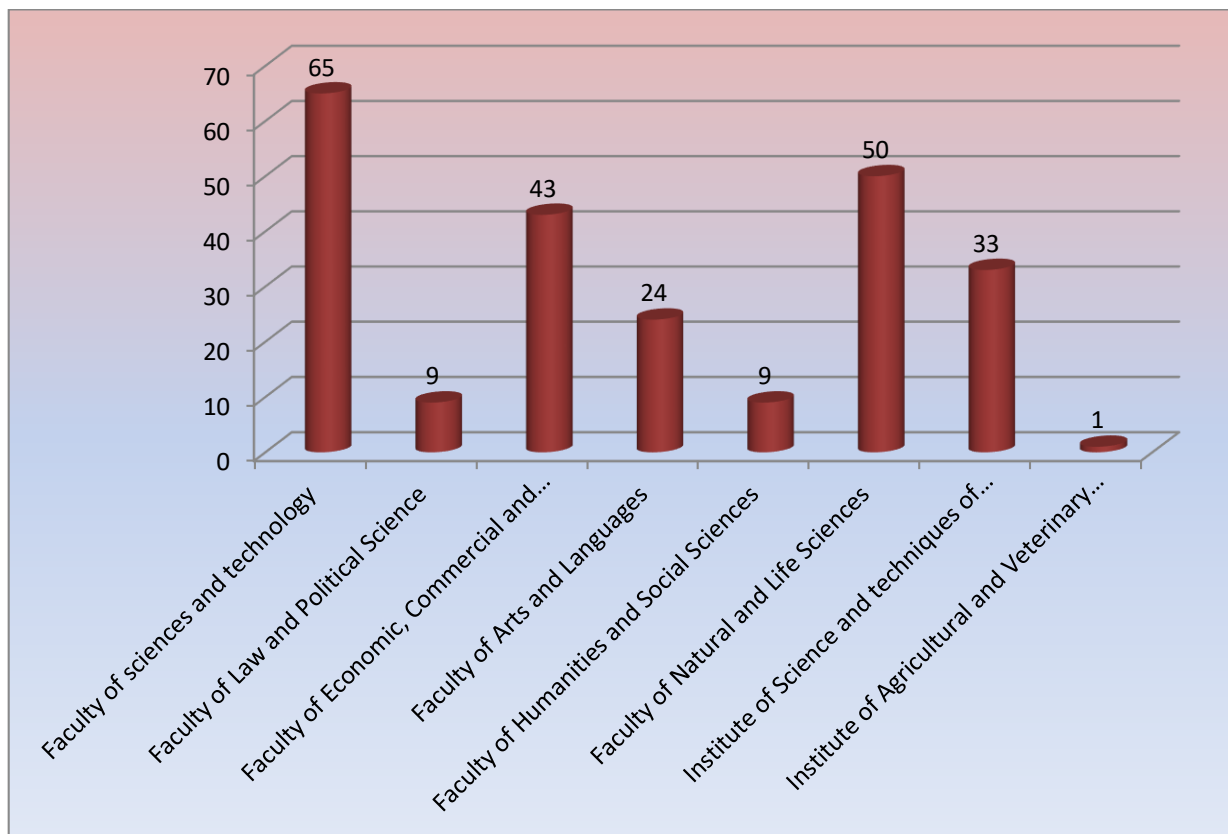
Control Employees (07-08)	73
Implementation Employees (R.1-06)	14
Total Permanent	386
Contracted Employees	197
The Total	583

2- Vice Rectorate of Post Graduate ,Habilitation and Scientific Reaserch

Students Enrolled in post-graduation 2019-2020:

1. Distribution of Doctoral Students Among Facultys and Institutes:

Faculty and institutes	Number of Students	Number of Graduates
Faculty of sciences and technology	65	02
Faculty of Law and Political Science	09	00
Faculty of Economic, Commercial and	43	06
Faculty of Arts and Languages	24	03
Faculty of Humanities and Social	09	00
Faculty of Natural and Life Sciences	50	07
Institute of Science and techniques of physical and sporting activities	33	00
Institute of Agricultural and Veterinary	01	01
The Total	234	19

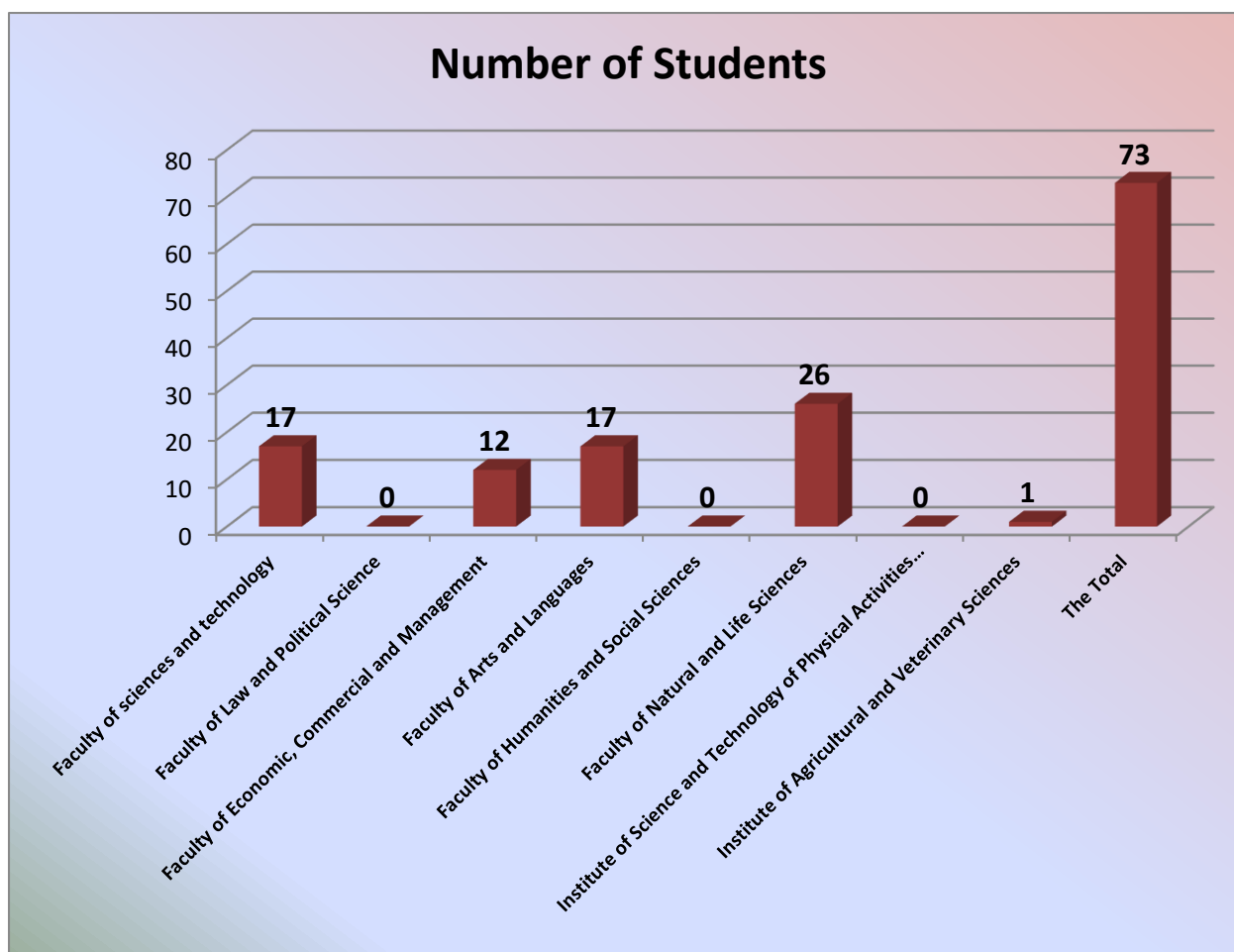


2. Distribution of registered students according to doctoral Type::

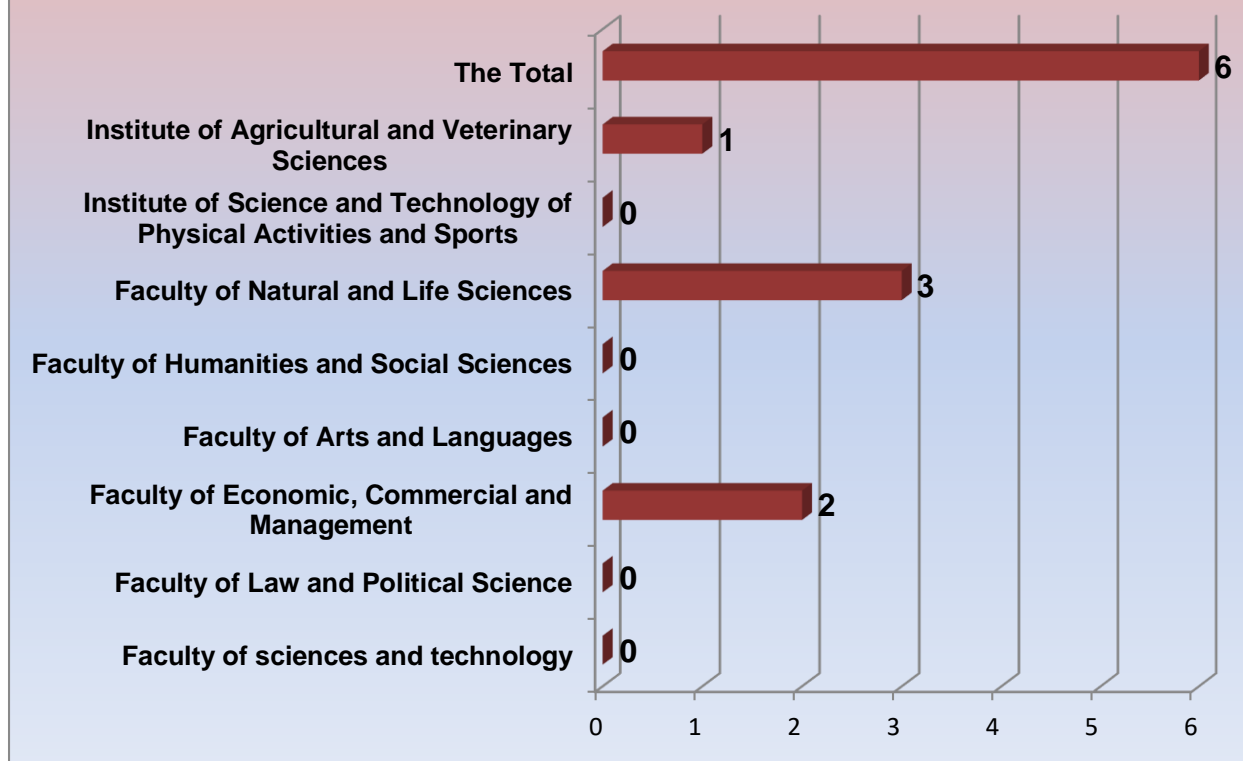
A. Distribution of PhD Students in science:

Faculty or Institutes	Number of Students	Number of Graduates
Faculty of sciences and technology	17	00

Faculty of Law and Political Science	00	00
Faculty of Economic, Commercial and	12	02
Faculty of Arts and Languages	17	00
Faculty of Humanities and Social	00	00
Faculty of Natural and Life Sciences	26	03
Institute of Science and techniques of physical and sporting activities	00	00
Institute of Agricultural and Veterinary	01	01
The Total	73	06

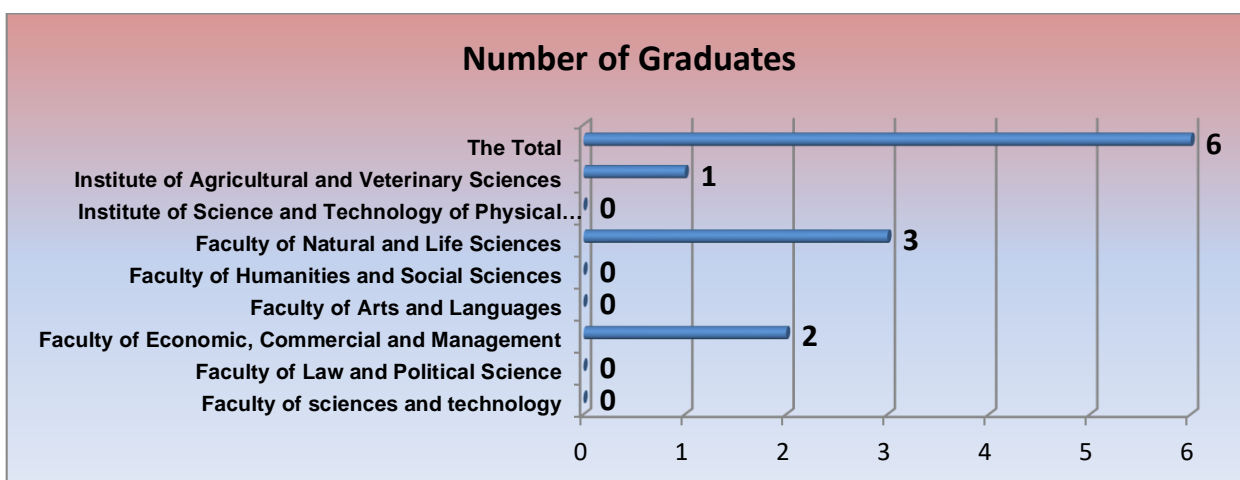
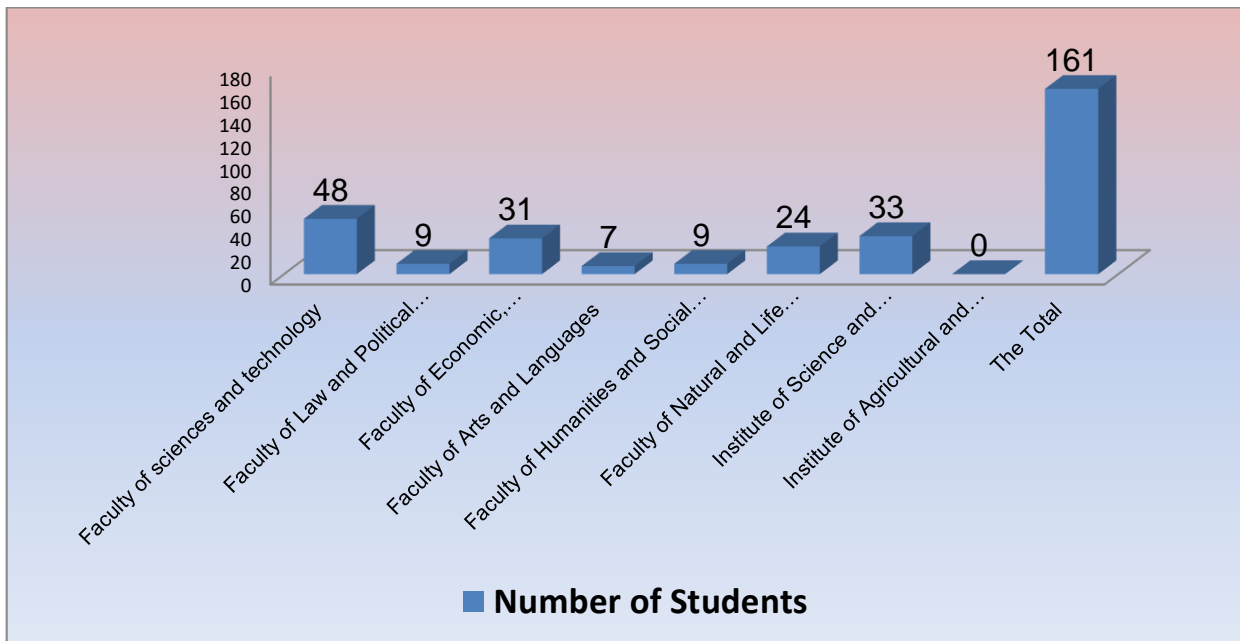


Number of Graduates



B. Distribution of doctoral students for L.M.D:

Faculty or Institutes	Number of Students	Number of Graduates
Faculty of sciences and technology	48	02
Faculty of Law and Political Science	09	00
Faculty of Economic, Commercial and	31	04
Faculty of Arts and Languages	07	03
Faculty of Humanities and Social	09	00
Faculty of Natural and Life Sciences	24	04
Institute of Science and techniques of	33	00
Institute of Agricultural and Veterinary	00	00
The Total	161	13



Scientific research activities and projects

Accredited Laboratories	Number of Laboratories
Faculty of sciences and technology	05
Faculty of Law and Political Science	00
Faculty of Economic, Commercial and Management	02
Faculty of Arts and Languages	01
Faculty of Humanities and Social Sciences	00
Faculty of Natural and Life Sciences	01
Institute of Science and techniques of physical and sporting activities	00

Institute of Agricultural and Veterinary Sciences	02
The Total	11

A - Scientific Research Laboratories:

The Number	Pedagogical Structures	Number of Them
-------------------	-------------------------------	-----------------------

B - PRFU approved research projects:

Faculty or Institutes	PRFU research projects approved in 2018	PRFU research projects approved in 2019	PRFU research projects approved in 2020
Faculty of sciences and technology	06	08	04
Faculty of Law and Political Science	00	02	04
Faculty of Economic, Commercial and Management Sciences	06	01	01
Faculty of Arts and Languages	00	01	01
Faculty of Humanities and Social Sciences	01	00	00
Faculty of Natural and Life Sciences	02	03	00
Institute of Science and techniques of Agriculture and Veterinary	01	01	00
Institute of Agricultural and Veterinary Sciences	00	02	00
The Total	16	18	10

Pedagogical structures exploited by the university:

01	Amphitheatre	19
02	Classrooms	142
03	Hall Technology	01
04	Automated media halls / Internet halls	03/10
05	Pedagogical laboratories / research laboratories	11/37
06	Libraries/MediaTech	01 /05
07	Management Offices	268
08	Professors' offices	106
09	Preventive medicine unit	03