

People's Democratic Republic of Algeria

Ministry of Higher Education and  
Scientific Research

Mohamed Sharif Musadia University - Souk Ahras

Directorate of Development, Perpecting and  
Orientation

Departement of Statistics and Perpecting



Statistical  
report





University year 2020/2021

**Enrolled students 2020-2021.**

## 1 –SuccedStudentsin 2020/2021

**A.The number of A Newbaccalaureate students: in June 3385 Students**

**A.1 baccalaureate branches:**

Literature and Philosophy	Foreign Literatures and Languages	Management and Economy	Natural Science	Mathematics	Mathematics Technician
944	372	257	1393	130	289

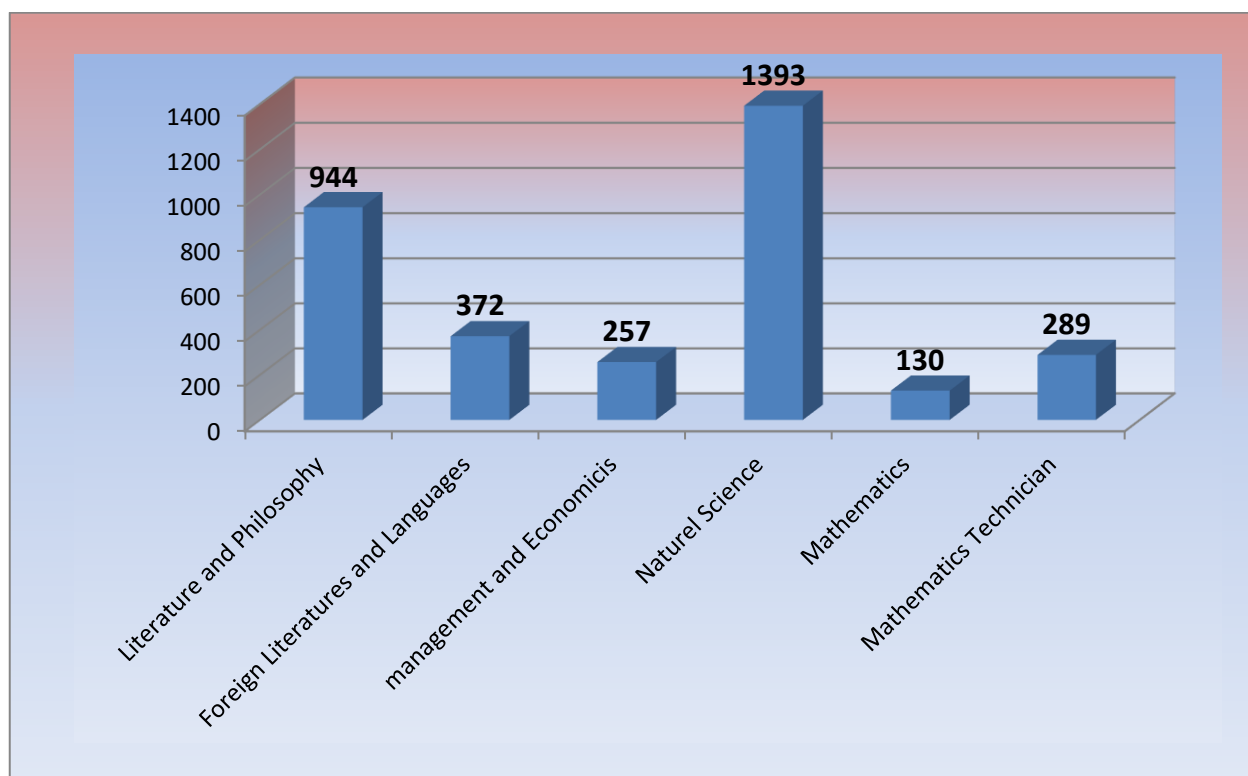
**A.2 By type:**

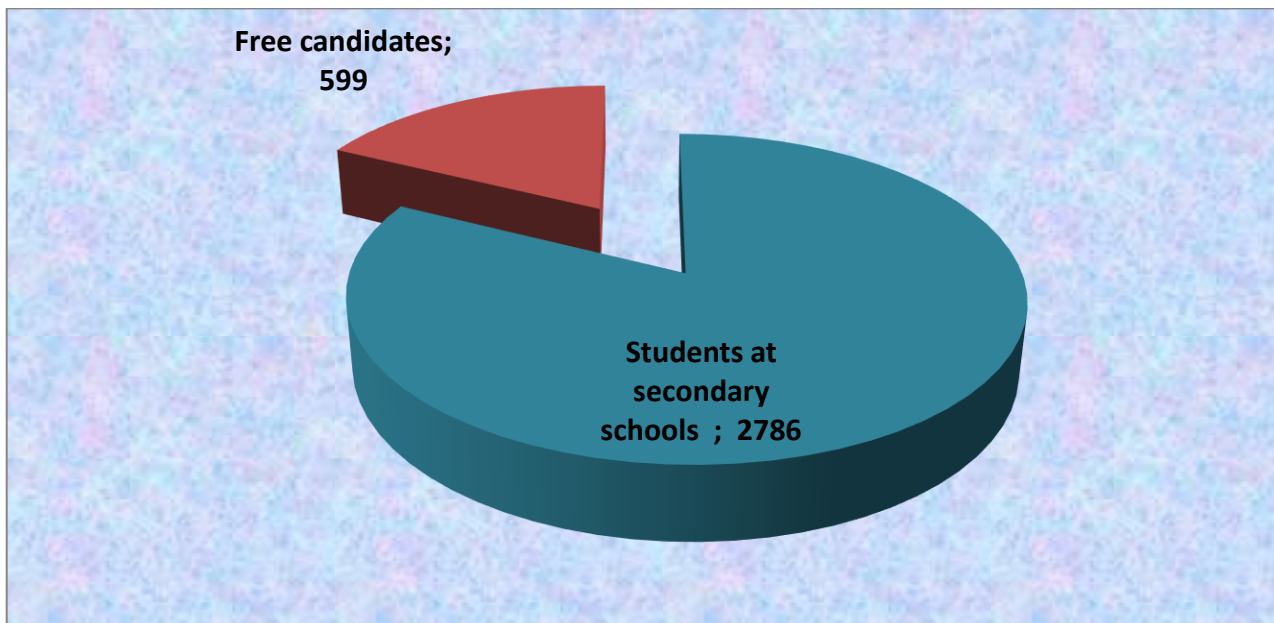
Students at secondary schools	Free candidates	Total
2786	599	3385

**A.3 By gender:**

Male	Females	Total
874	2511	3385

**\*Distribution of baccalaureate students in Souk Ahras:**



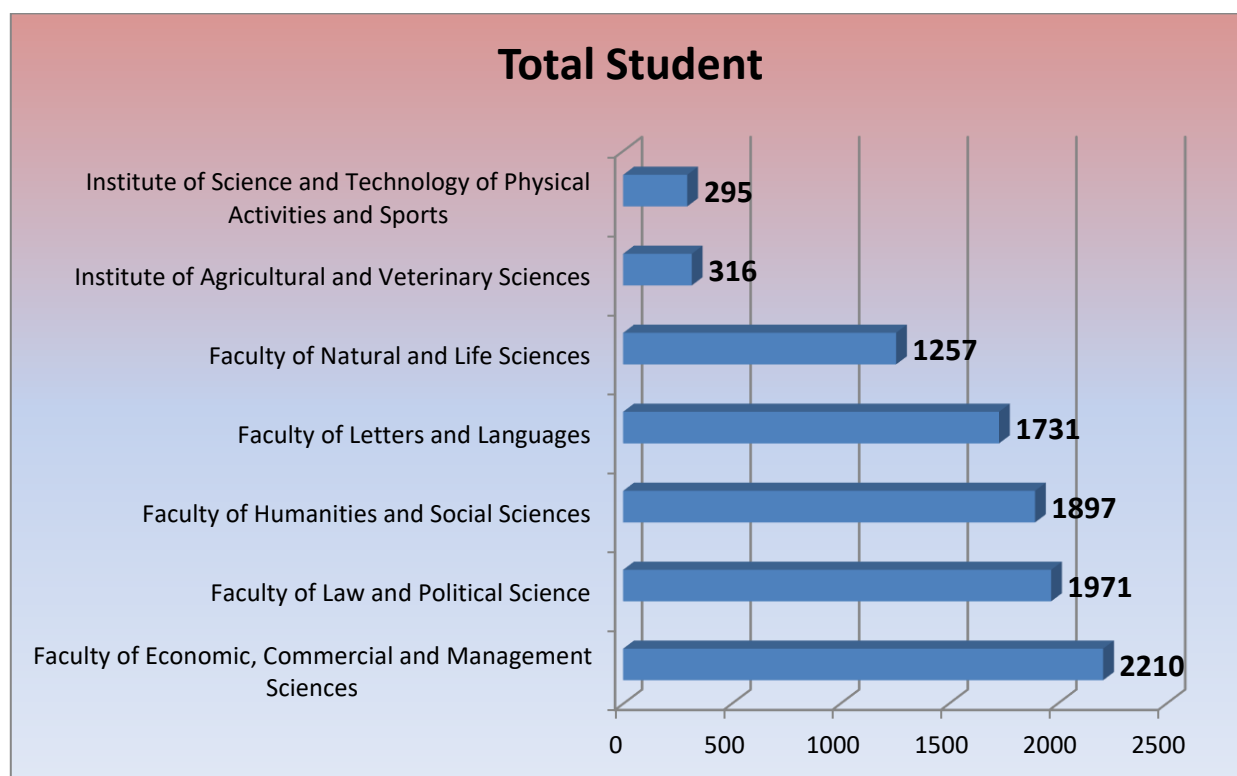


## 2 --New students for the academic year 2020/2021

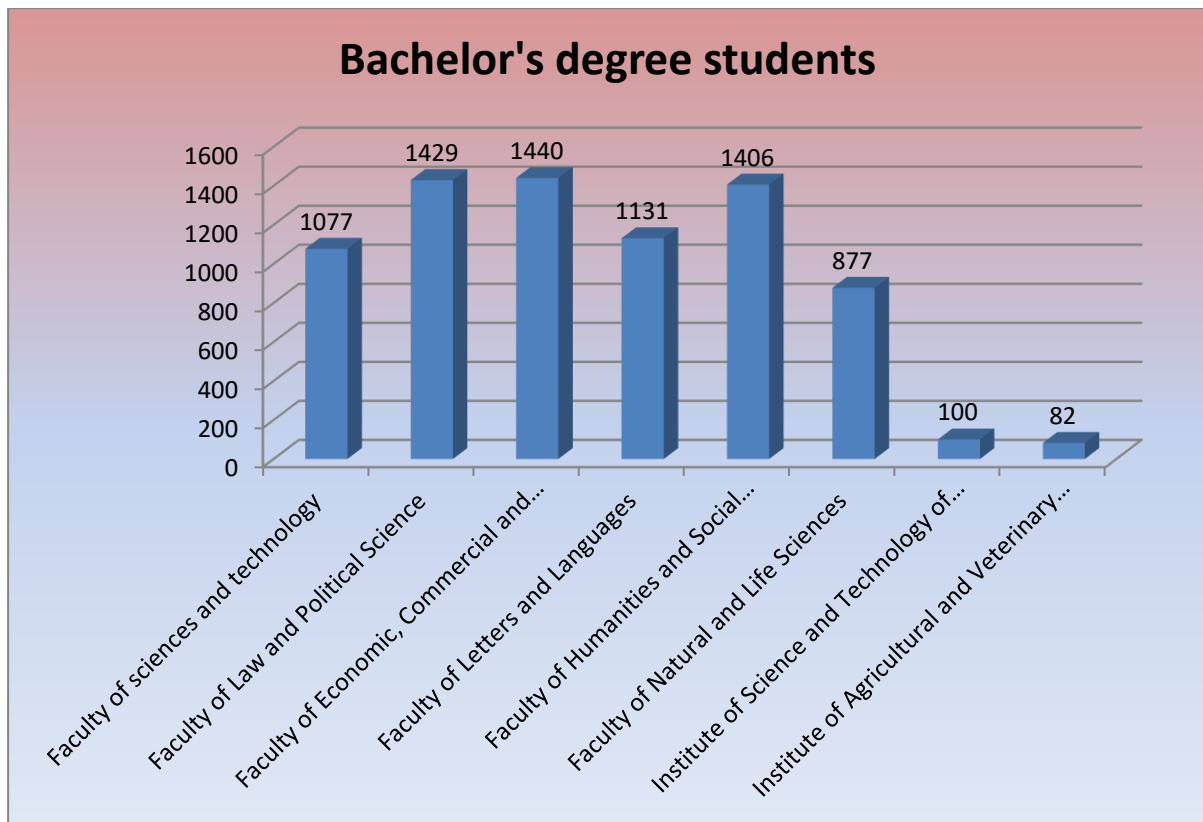
Faculty and Institutions	New Bachelor Students	New masters	General total
Faculty of sciences and technology	341	358	699
Faculty of Law and Political	408	348	756
Faculty of Economic, Commercial	406	453	859
Faculty of Letters and Languages	300	280	580
Faculty of Humanities and Social	463	349	812
Faculty of Natural and Life	307	183	490
Institute of Science and techniques of physical and sporting activities	29	102	131
Institute of Agricultural and	9	65	74
<b>Total</b>	<b>2263</b>	<b>2138</b>	<b>4401</b>

## Students enrolled in the two phases: Bachelor's + Master's

Faculty or Institutions	Bachelor's students	Master's students	Total students
Faculty of sciences and technology	1077	710	1787
Faculty of Law and Political Science	1429	542	1971
Faculty of Economic, Commercial and	1440	770	2210
Faculty of Letters and Languages	1131	600	1731
Faculty of Humanities and Social	1406	491	1897
Faculty of Natural and Life Sciences	877	380	1257
Institute of Science and techniques of physical and sporting activities	100	195	295
Institute of Agricultural and Veterinary	82	113	316
<b>Total students</b>	<b>7542</b>	<b>3801</b>	<b>11464</b>

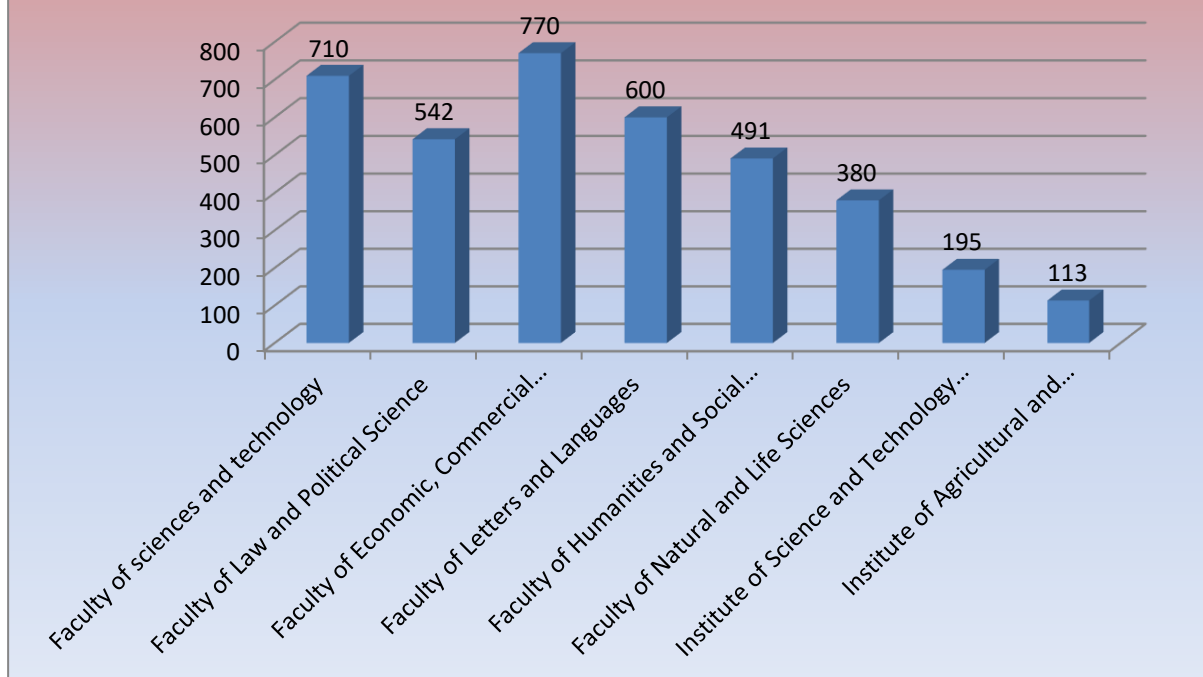


✓ **Distribution of bachelor's students among Faculties and institutions:**



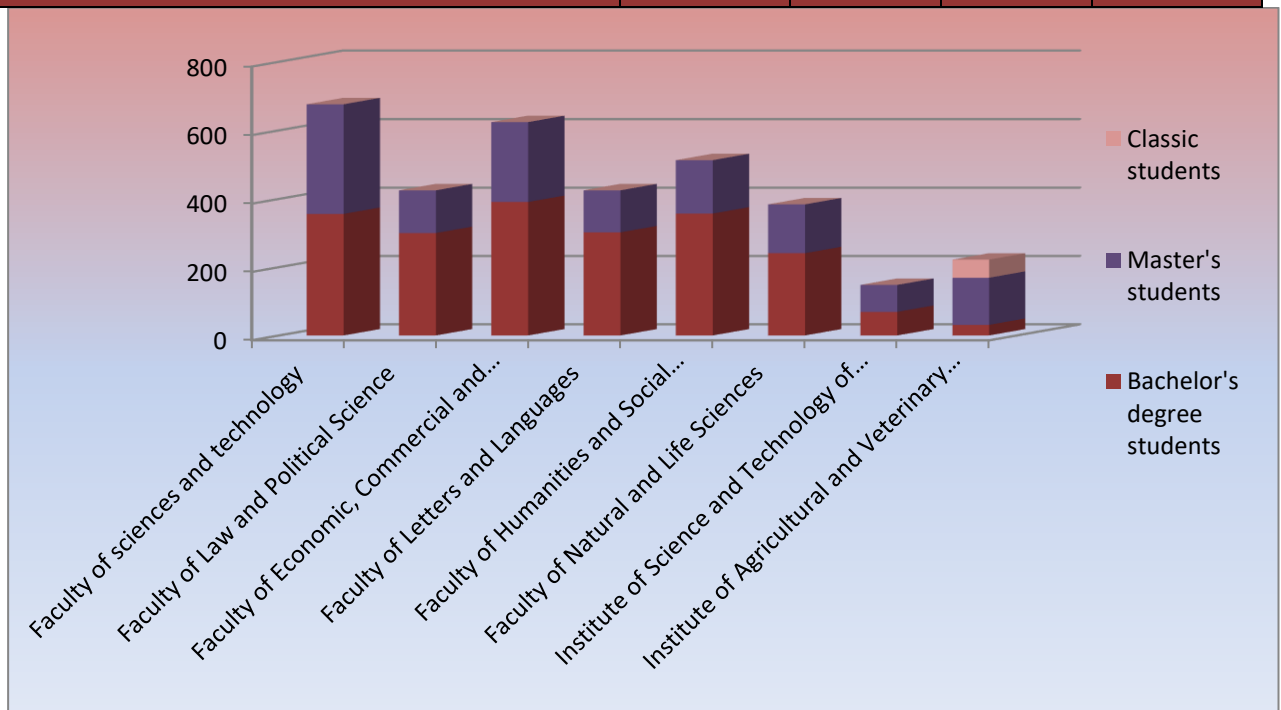
✓ **Distribution of master's students among Faculties and institutions:**

## Master's students



Graduation students for the academic year 2020/2021

Colleges or Institutions	Bachelor's degree students	Master's students	Classic students	Total graduating students
Faculty of sciences and technology	356	320	0	676
Faculty of Law and Political Science	300	125	0	425
Faculty of Economic, Commercial and Administrative Sciences	391	233	0	624
Faculty of Letters and Languages	302	123	0	425
Faculty of Humanities and Social Sciences	357	156	0	513
Faculty of Natural and Life Sciences	241	143	0	357
Institute of Science and techniques of physical and sporting activities	69	79	0	148
Institute of Agricultural and Veterinary Sciences	31	138	53	222
<b>graduating students</b>	<b>2020</b>	<b>1317</b>	<b>53</b>	<b>3390</b>





## II- Pedagogical and administrative supervision for the academic

year 2020/2021

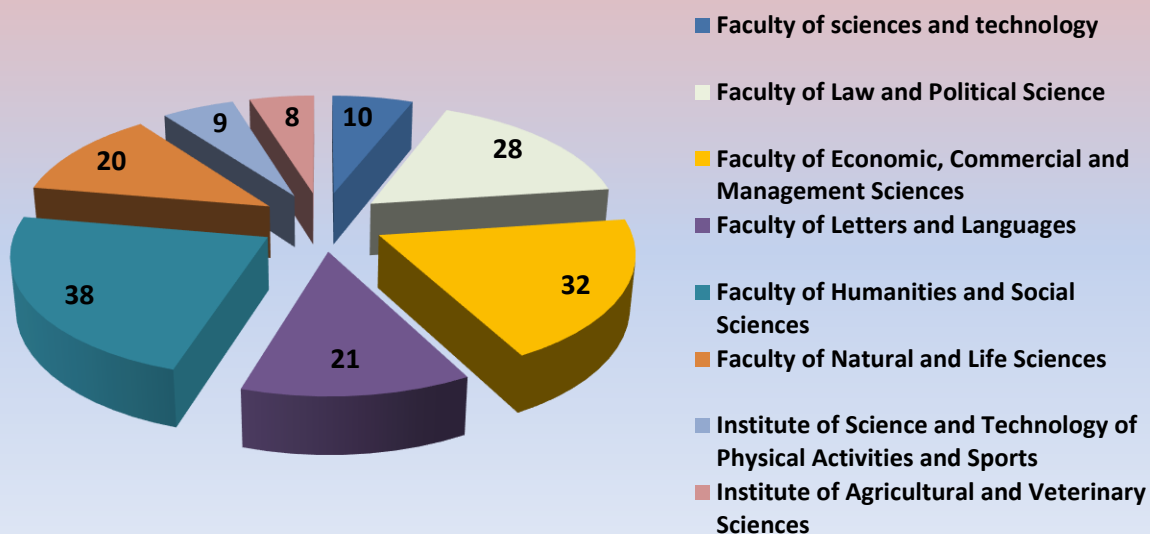
### A. Permanent Teachers:

The number of Teachers at the university reached 605, where the percentage of supervision reached 19/1.

Faculty and Institutions	Number of graduate students	Number of permanent professors	Percentage of pedagogical framing
Faculty of sciences	1787	199	10
Faculty of Law and	1971	70	28
Faculty of	2210	69	32
Faculty of Letters	1731	86	21
Faculty of	1897	50	38
Faculty of Natural	1257	64	20
Institute of Science and techniques of physical	295	32	9
Institute of	316	35	8
<b>The Total</b>	<b>11464</b>	<b>605</b>	<b>19</b>

The university's pedagogical supervision ratio by college (number of students per professor):

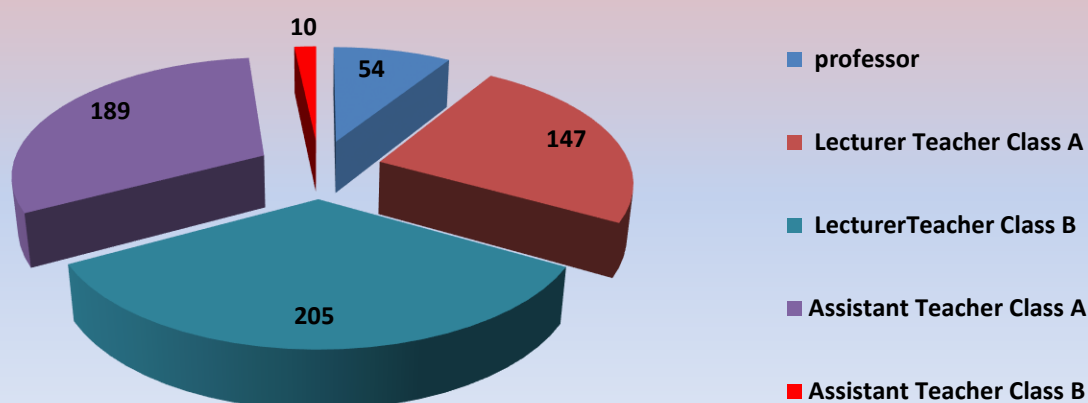
## Percentage of pedagogical framing



Distributed by rank according to the following table:

The number	Rankings of Teachers	The Total
01	professor	54
02	Lecturer Teacher Class A	147
03	Lecturer Teacher Class B	205
04	Assistant Teacher Class A	189
05	Assistant Teacher Class B	10
<b>Total</b>		<b>605</b>

## Total permante Teachers



## Administrative Staff

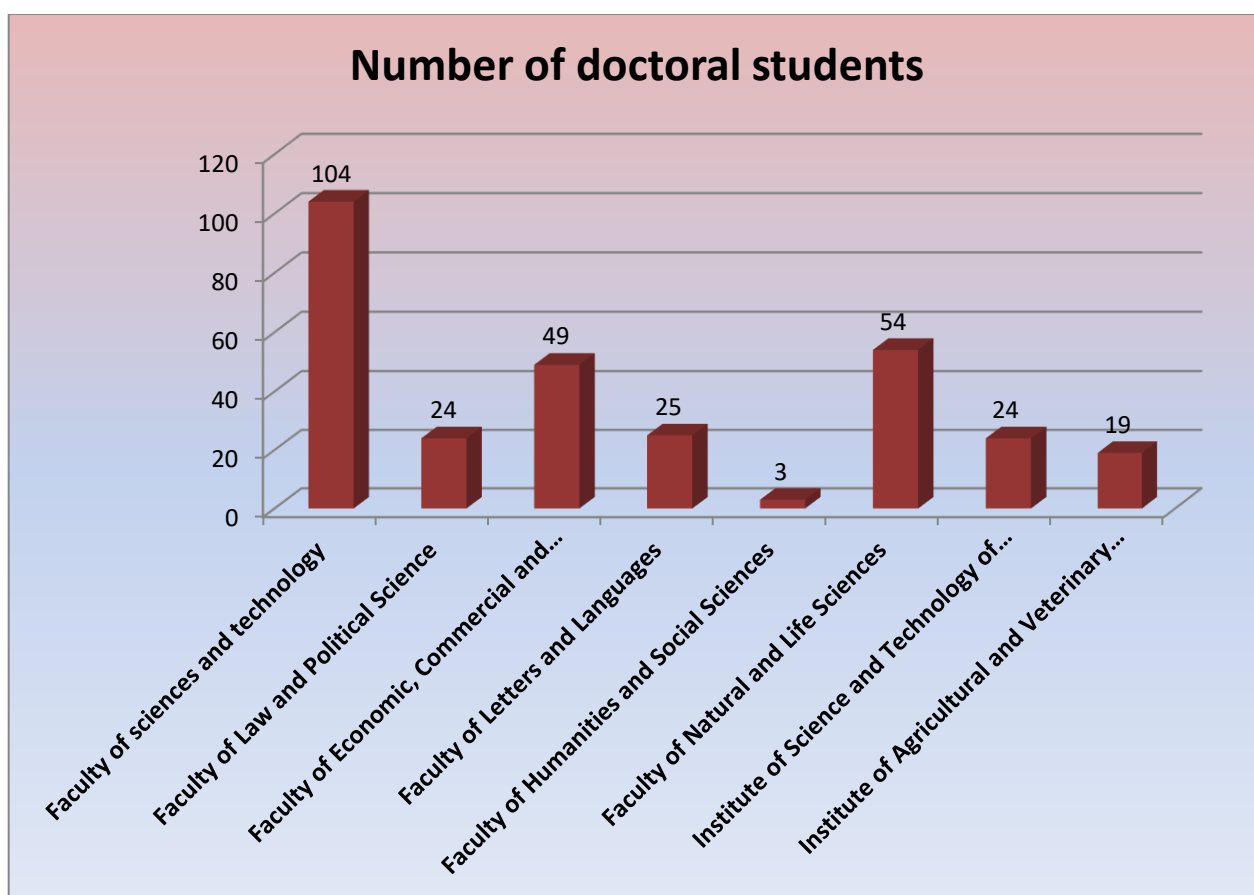
Items	The Number
Design Employees (11-16)	170
Application Employees(09-10)	139
Control Employees(07-08)	70
ImplementationEmployees (R.1-06)	14
<b>Total</b>	<b>393</b>
Contracted Employees	200
<b>The Total</b>	<b>593</b>

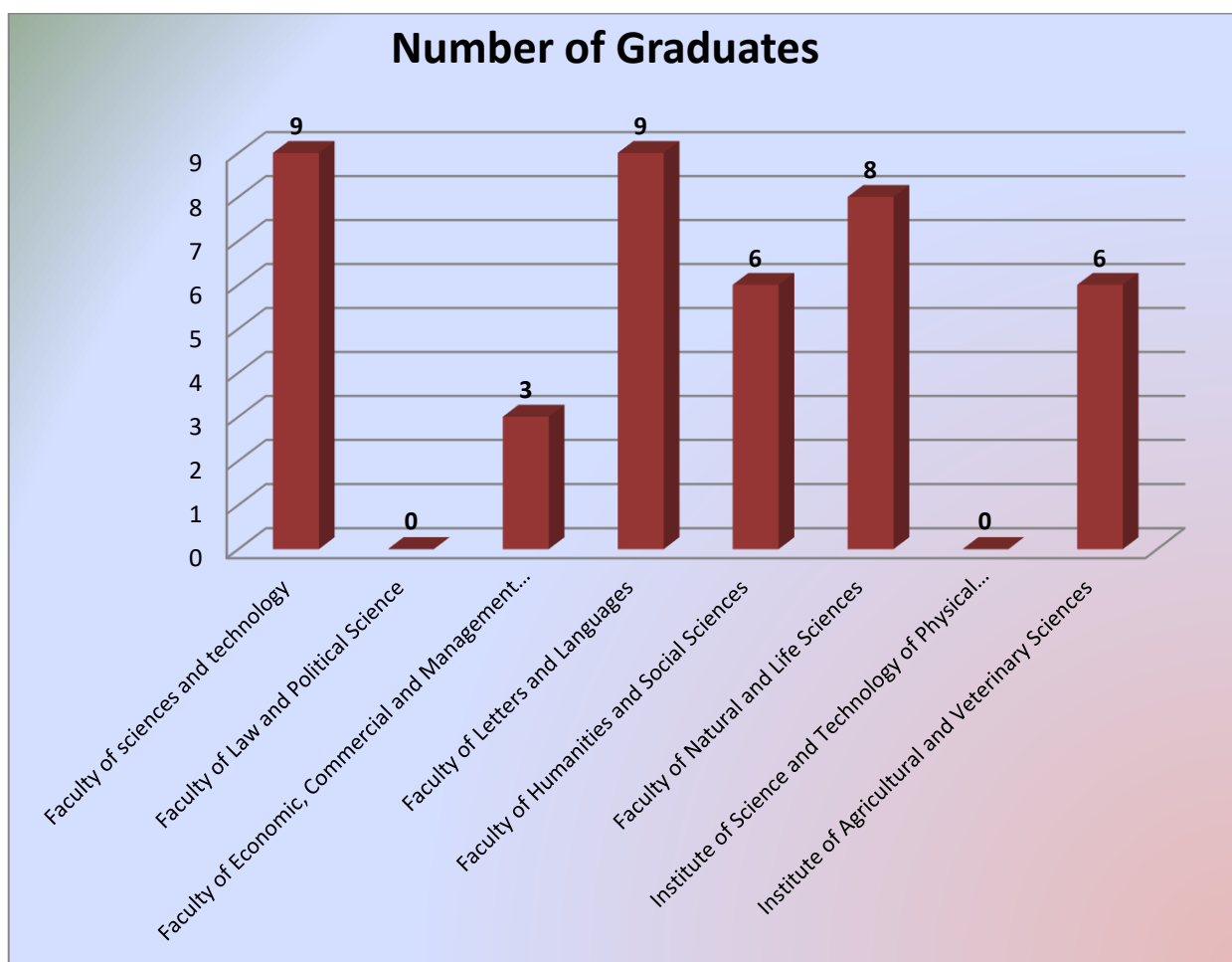
## **2-ViceRectorate of Post Graduate ,Habilitation and ScientificReaserch**

### **Students Enrolled in post-graduation 2020-2021:**

#### **1.Distribution of Doctoral StudentsAmongFaculty and Institutions:**

<b>Faculty and institutions</b>	<b>Number of Students</b>	<b>Number of Graduates</b>
Faculty of sciences and technology	<b>104</b>	<b>9</b>
Faculty of Law and Political Science	<b>24</b>	<b>0</b>
Faculty of Economic, Commercial and	<b>49</b>	<b>3</b>
Faculty of Letters and Languages	<b>25</b>	<b>9</b>
Faculty of Humanities and Social	<b>3</b>	<b>6</b>
Faculty of Natural and Life Sciences	<b>54</b>	<b>8</b>
Institute of Science and techniques of physical and sporting activities	<b>24</b>	<b>0</b>
Institute of Agricultural and	<b>19</b>	<b>6</b>
<b>The Total</b>	<b>302</b>	<b>41</b>

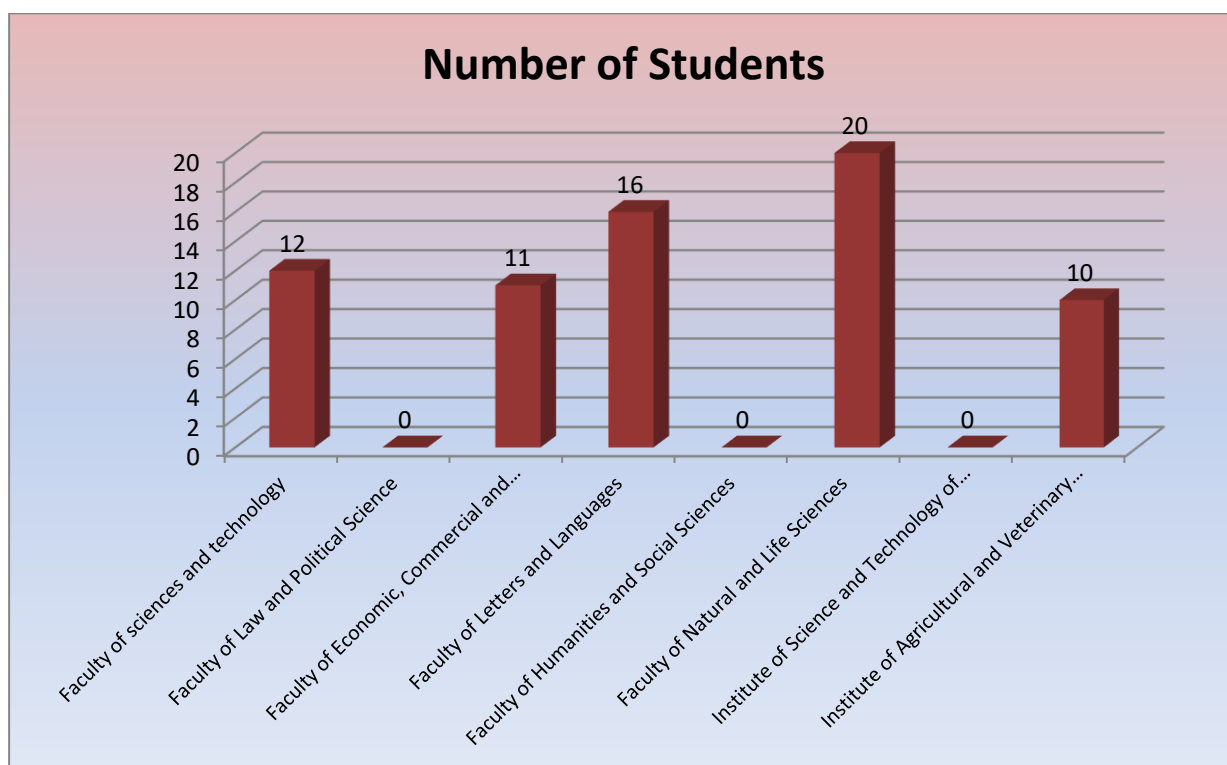




## 2. Distribution of enrolled students according to doctoral Type:

### A. Distribution of PhD students in science:

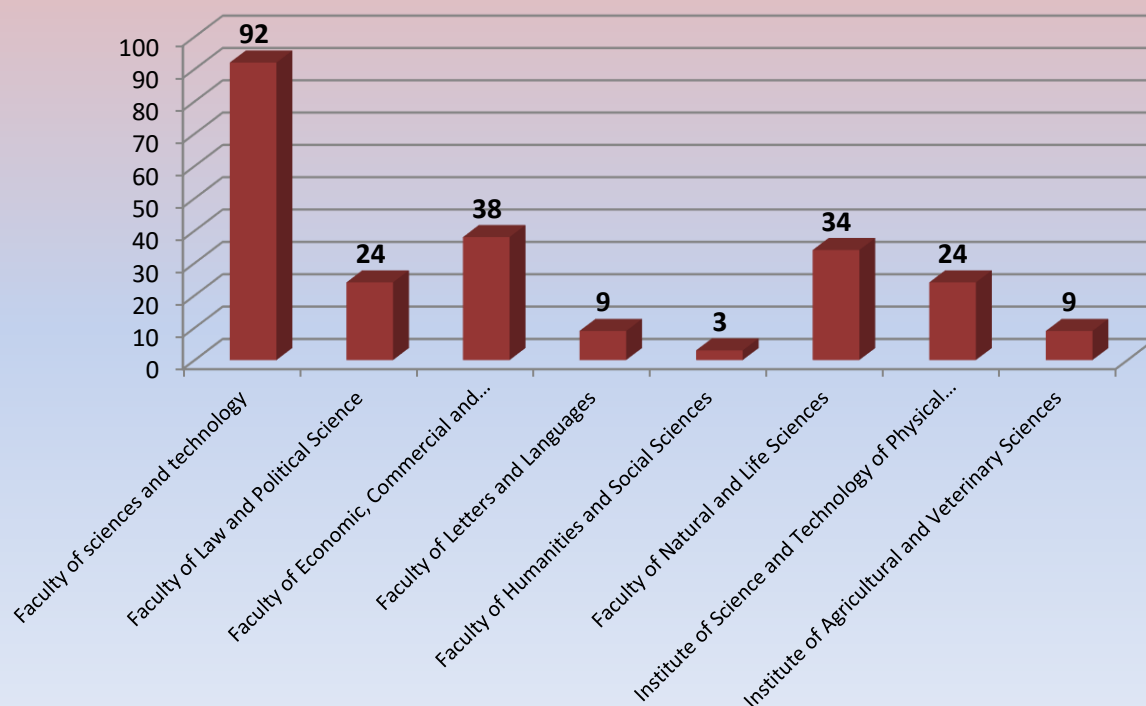
Faculty and institutions	Number of Students	Graduates
Faculty of sciences and technology	12	1
Faculty of Law and Political Science	0	0
Faculty of Economic, Commercial and	11	2
Faculty of Letters and Languages	16	3
Faculty of Humanities and Social	0	0
Faculty of Natural and Life Sciences	20	5
Institute of Science and techniques of physical and sporting activities	0	0
Institute of Agricultural and Veterinary	10	6
<b>The Total</b>	<b>69</b>	<b>17</b>



### **B. Distribution of doctoral students for L.M.D**

<b>Faculty and institutions</b>	<b>Number of Students</b>	<b>Graduates</b>
Faculty of sciences and technology	<b>92</b>	<b>8</b>
Faculty of Law and Political Science	<b>24</b>	<b>0</b>
Faculty of Economic, Commercial	<b>38</b>	<b>1</b>
Faculty of Arts and Languages	<b>9</b>	<b>6</b>
Faculty of Humanities and Social	<b>3</b>	<b>6</b>
Faculty of Natural and Life Sciences	<b>34</b>	<b>3</b>
Institute of Science and techniques of physical and sporting activities	<b>24</b>	<b>0</b>
Institute of Agricultural and	<b>9</b>	<b>0</b>
<b>The Total</b>	<b>233</b>	<b>24</b>

## Number of Students



## Scientific research activities and projects

### A - Scientific Research Laboratories:

Accredited Laboratories	Number of Laboratories
Faculty of sciences and technology	05
Faculty of Law and Political Science	00
Faculty of Economic, Commercial and Management	02
Faculty of Letters and Languages	01
Faculty of Humanities and Social Sciences	00
Faculty of Natural and Life Sciences	01
Institute of Science and techniques of physical and sporting activities	00
Institute of Agricultural and Veterinary Sciences	02
<b>The Total</b>	<b>11</b>



## **B - PRFU approved research projects:**

<b>Faculty and Institutions</b>	<b>PRFU research projects approved 2018 in</b>	<b>PRFU research project approved 2019 in</b>	<b>PRFU research projects approved 2020 in</b>	<b>PRFU research projects approved 2021 in</b>
Faculty of sciences and technology	06	08	04	06
Faculty of Law and Political Science	00	02	04	01
Faculty of Economic, Commercial and Management	06	01	01	01
Faculty of Arts and Languages	00	01	01	00
Faculty of Humanities and Social	01	00	00	00
Faculty of Natural and Life Sciences	02	03	00	02
Institute of Science and techniques of physical and sporting activities	01	01	00	00
Institute of Agricultural and Veterinary Sciences	00	02	00	01
<b>The Total</b>	<b>16</b>	<b>18</b>	<b>10</b>	<b>11</b>

## **Pedagogical structures exploited by the university:**

<b>The Number</b>	<b>Pedagogical Structures</b>	<b>Number of Them</b>
01	Amphitheatre	<b>19</b>
02	Classrooms	<b>142</b>
03	Hall Technology	<b>01</b>
04	Automated media halls / Internet halls	<b>03/10</b>
05	Pedagogical laboratories / research laboratories	<b>11/37</b>
06	Libraries/Media Tech	<b>01 /05</b>
07	Management Offices	<b>268</b>
08	Professors' offices	<b>106</b>
09	Preventive medicine unit	<b>03</b>