

People's Democratic Republic of Algeria

Ministry of Higher Education and  
Scientific Research

Mohamed Sharif Musadia University - Souk Ahras

Directorate of Development, Perpecting and  
Orientation

Departement of Statistics and Perpecting



Statistical  
report





University year2022/2023

**Enrolled students2022-2023.**

## 1 –Succed Students in 2022/2023

### A.The number of A New baccalaure at students: in June 4121 Students

#### A.1baccalaureat branches:

ranking	branches	Baccalaure 2023		
		Students at secondary schools	Free candidates	Total
1	Foreign Literatures and Languages	333	90	423
2	Mathematics	71	30	101
3	Mathematics Technician: civil engineering	79	22	101
4	Mathematics Technician : Electrical engineering	69	11	80
5	Mathematics Technician: Methods engineering	86	24	110
6	Mathematics Technician: Mechanical engineering	42	08	50
7	Natural Science	1283	547	1830
8	Literature and Philosophy	920	157	1077
9	Management and Economy	320	29	349
<b>Total</b>		<b>3203</b>	<b>918</b>	<b>4121</b>

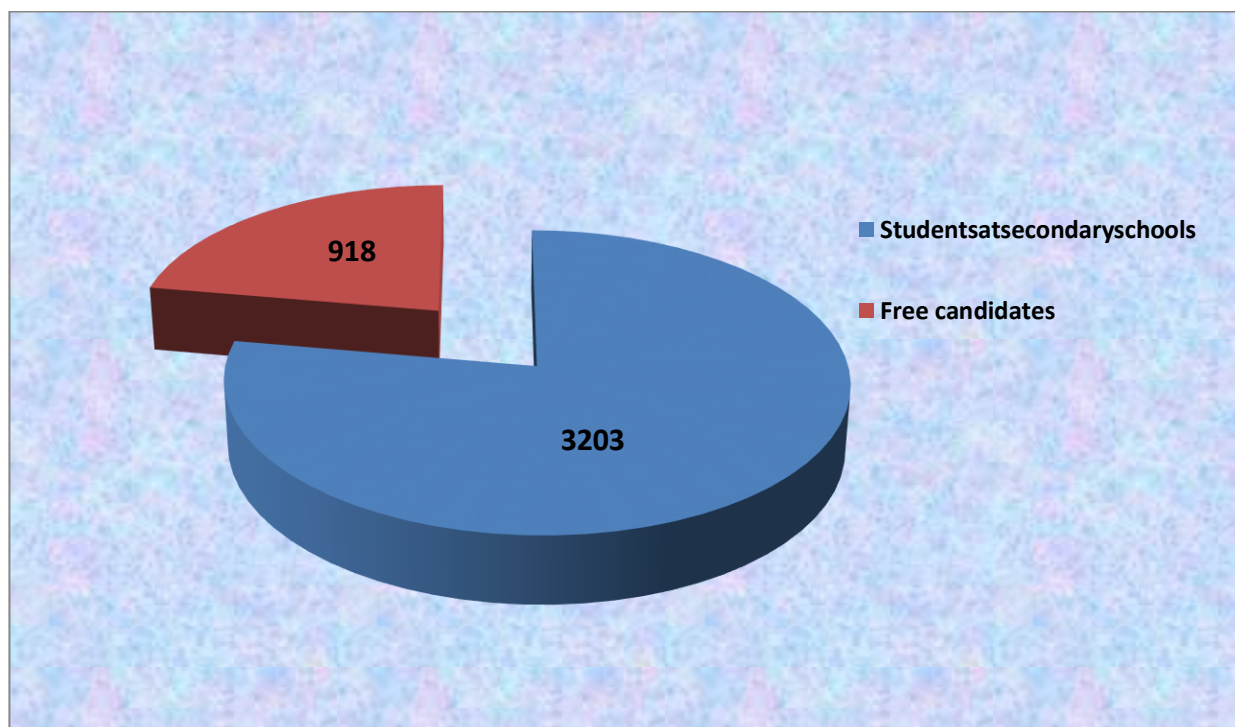
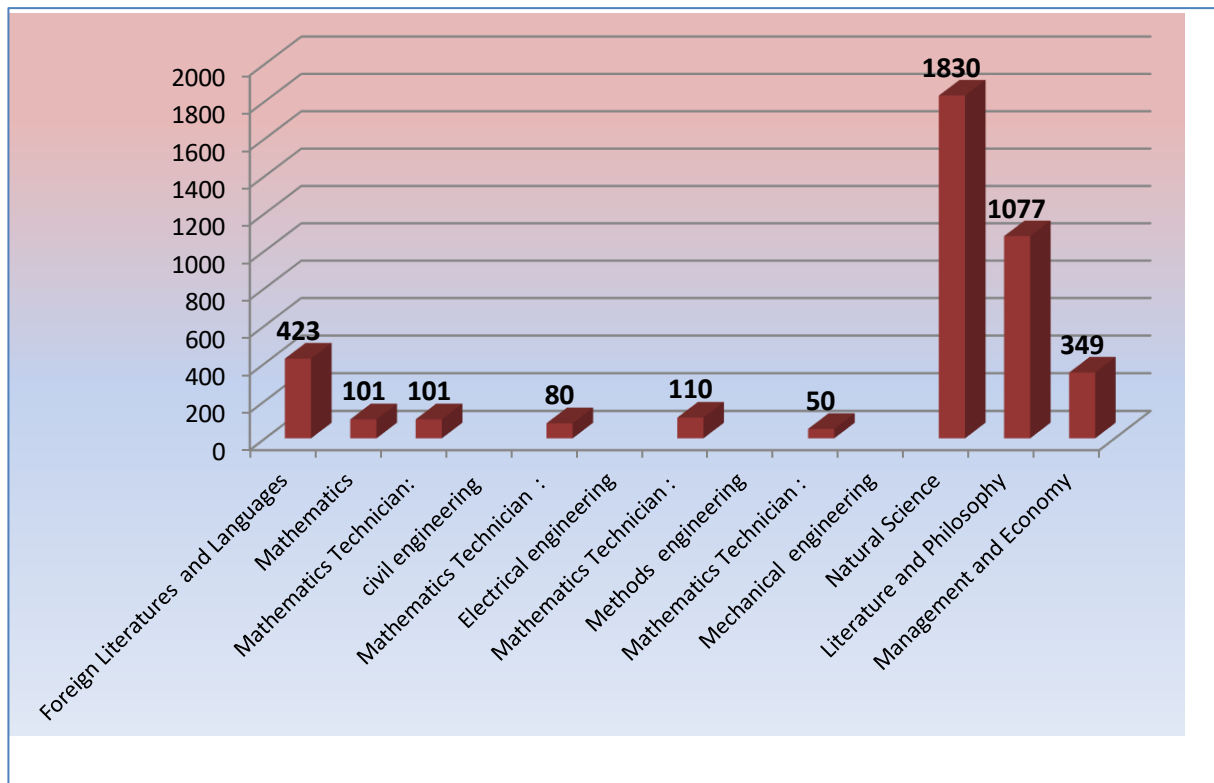
#### A.2By type:

Students at secondary schools	Free candidates	Total
3203	918	4121

### A.3 By gender:

Male	Females	Total
1157	2964	4121

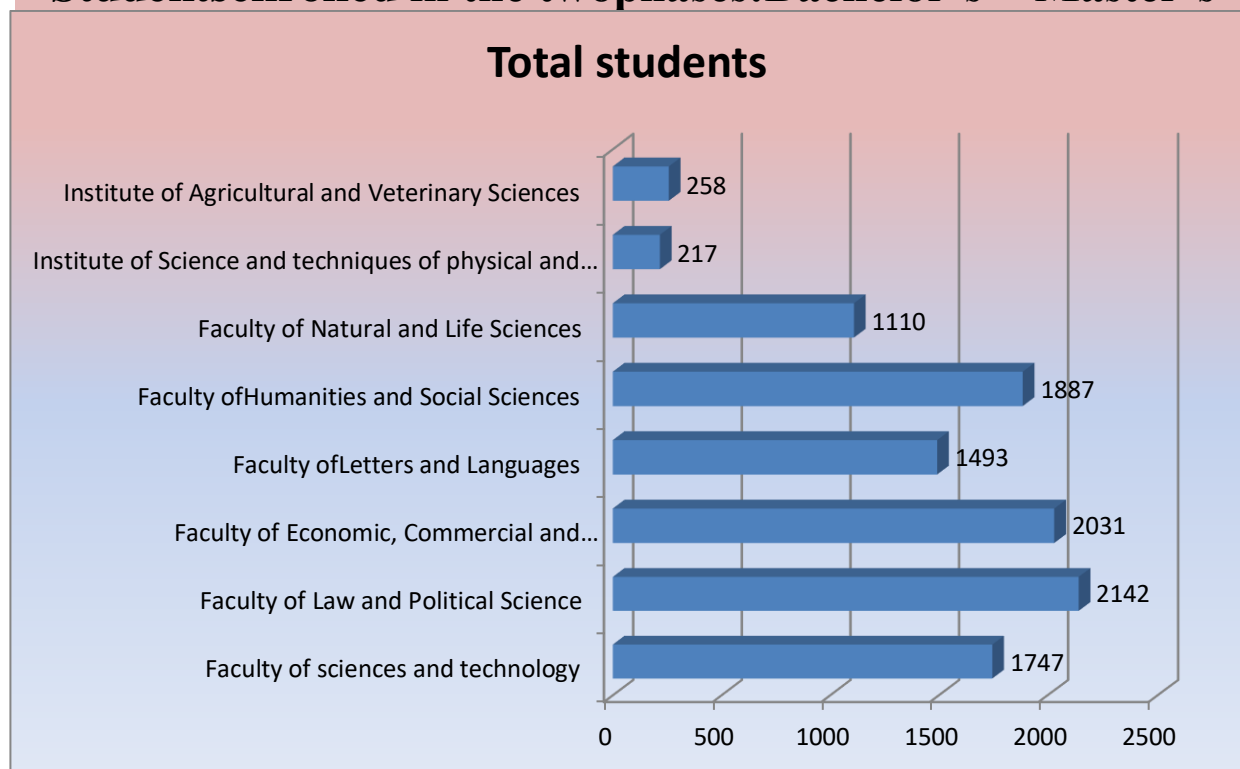
### \*Distribution of baccalaureate students in Souk Ahras:



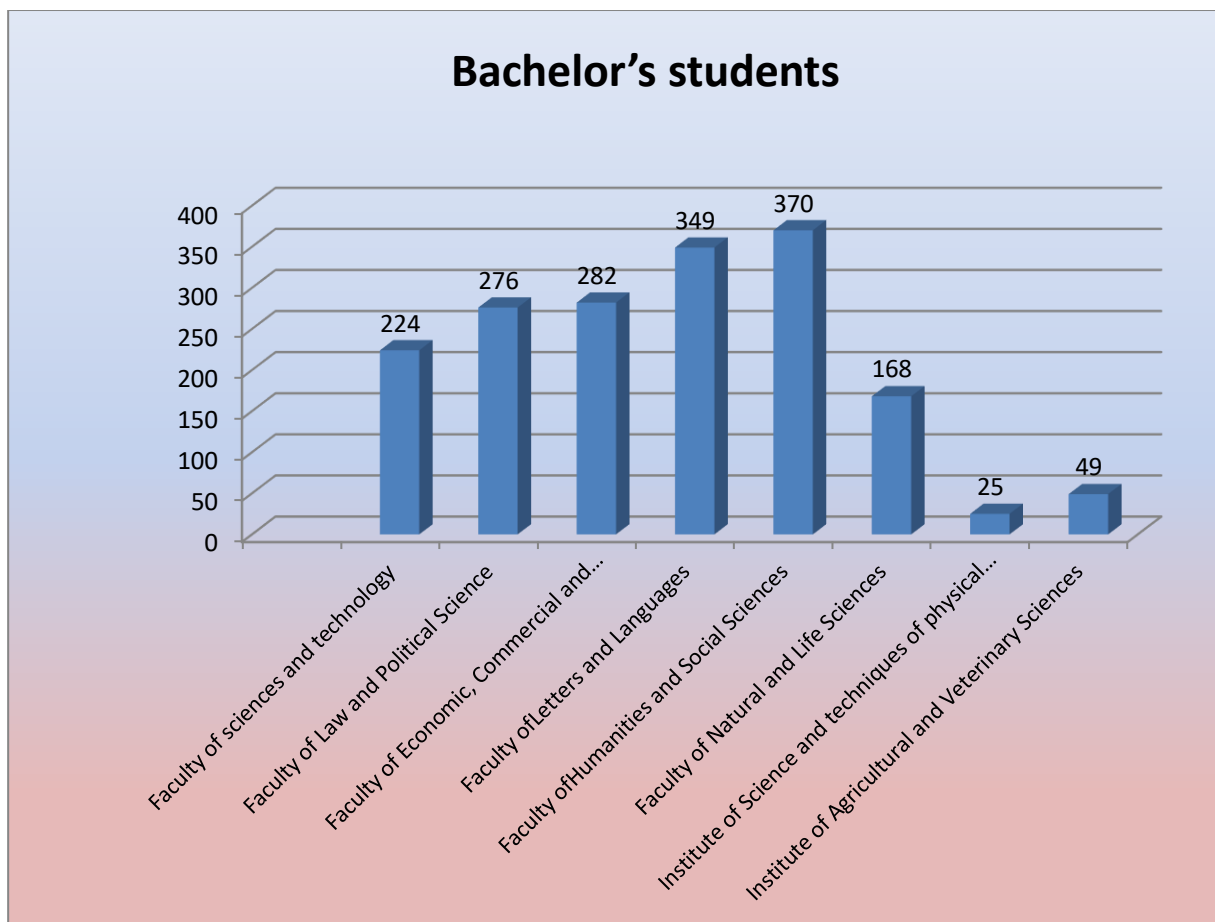
**2 --New students for the academic year 2022/2023**

Facultys and Institutions	New Bachel	New	New	General			
Facultys and Institutions	Bachelor's students	Master's students	Classic students	Total students			
Faculty of Economic, Commercial and Management Sciences	1268	594	479	184	00	778	1747
Faculty of Law and Political Science	1666		476		00		2142
Faculty of Economic and Languages	1478	510	553	188	00	698	2031
Commercial and Management		610		166	00	776	
Faculty of Humanities and Social							
Faculty of Letters and	1022	461	471	121	00	582	1493
Faculty of Natural and Life							
Institute of Sciences and techniques	1464		423		00		1887
Faculty of physical and sporting activities	799	75	311	34	00	109	1110
Institute of Science and techniques of physical and	140	00	77	37	08	75	217
<b>Total</b>		<b>3657</b>		<b>1126</b>		<b>38</b>	<b>4821</b>
Institute of Agricultural	76		88		94		258
<b>Total students</b>	<b>7913</b>		<b>2878</b>		<b>94</b>		<b>10885</b>

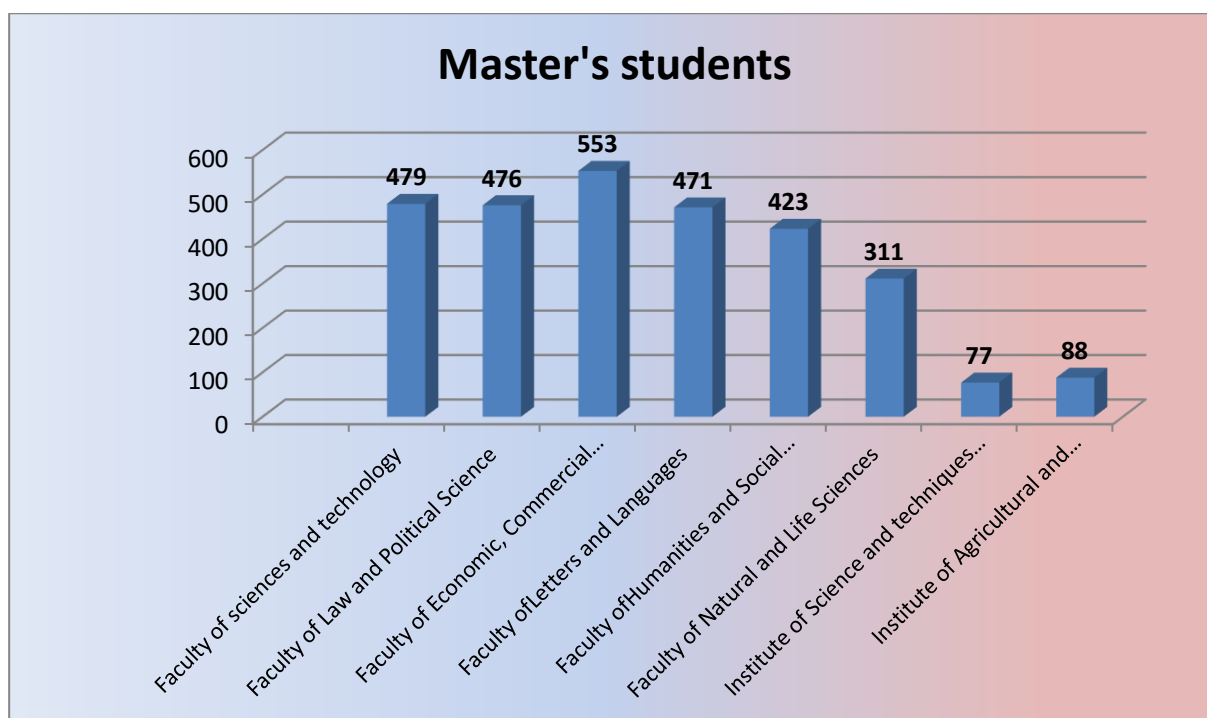
### Students enrolled in the twophases: Bachelor's + Master's



✓ **Distribution of bachelor's students among Faculties and institutions:**

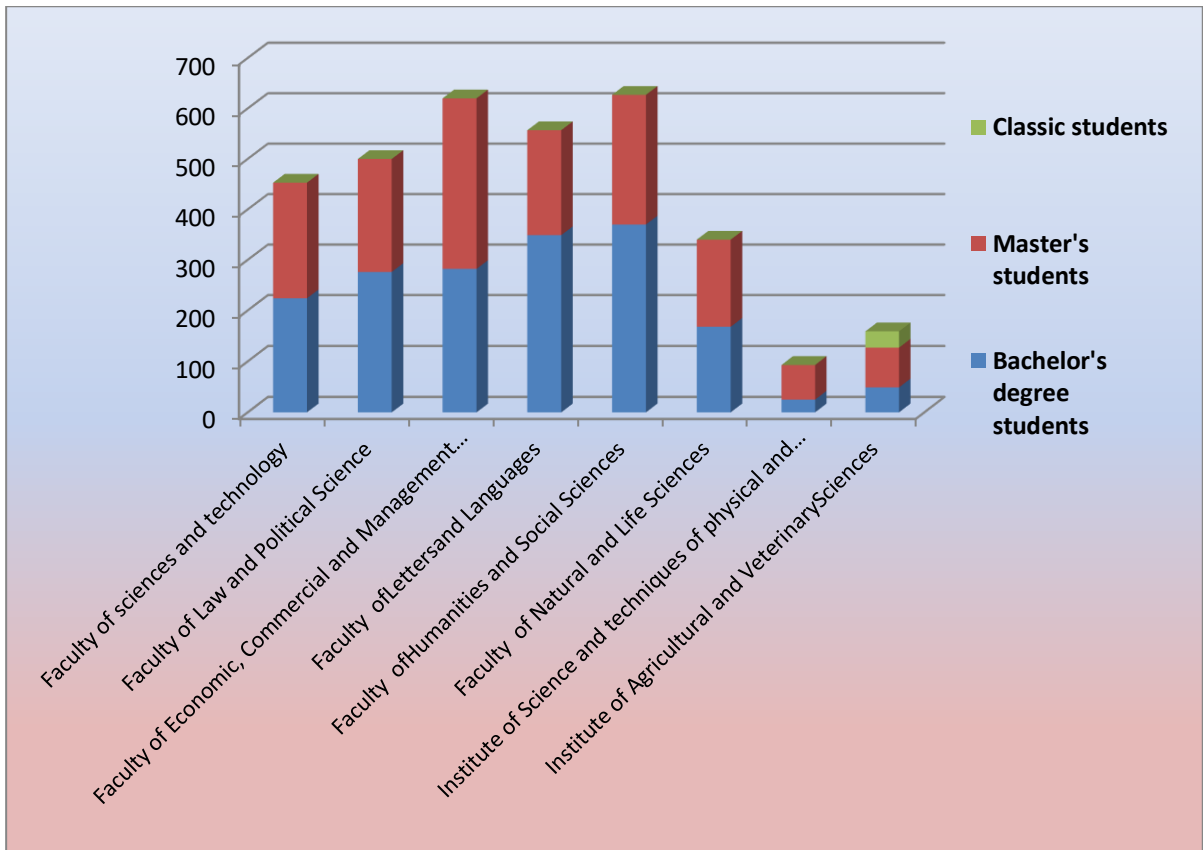


✓ **Distribution of master's students among Faculties and institutions:**



## Graduation students for the acadmic year 2022/2023

Facultys or Institutions	Bachelo r's degree students	Master 's student s	Classic student s	Total graduati ngstude nts
Faculty of sciences and	224	229	00	453
Faculty of Law and Political	276	224	00	500
Faculty of Economic, Commercial	282	338	00	620
Faculty of Letters and Languages	349	208	00	557
Faculty of Humanities and Social	370	257	00	627
Faculty of Natural and Life	168	172	00	340
Institute of Science and techniques of physical and sporting activities	25	68	00	93
Institute of Agricultural an	49	78	32	159
<b>Graduating students</b>	<b>1763</b>	<b>1574</b>	<b>32</b>	<b>3369</b>





## II- Pedagogical and administrative supervision for the academic

year 2022/2023

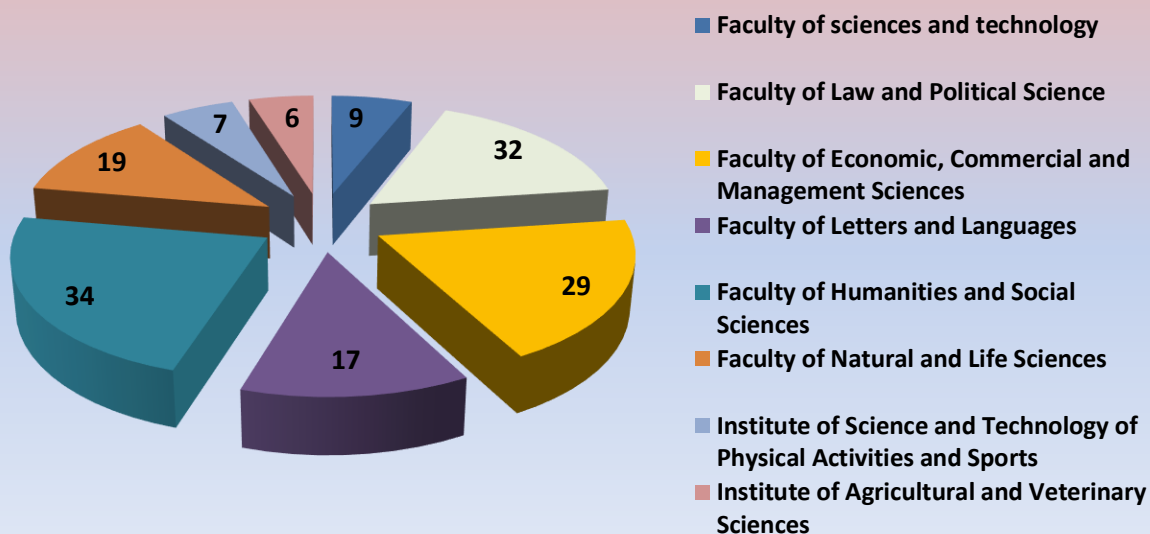
### A. Permanent Teachers:

The number of Teachers at the university reached 605, where the percentage of supervision reached 19/1.

Faculty and Institutions	Number of graduate students	Number of permanent professors	Percentage of pedagogical framing
Faculty of sciences	1747	192	9
Faculty of Law and	2142	68	32
Faculty of	2031	71	29
Faculty of Letters	1493	86	17
Faculty of	1887	55	34
Faculty of Natural	1110	59	19
Institute of Science and techniques of physical	217	31	7
Institute of	258	43	6
<b>The Total</b>	<b>10885</b>	<b>605</b>	<b>18</b>

The university's pedagogical supervision ratio by college (number of students per professor):

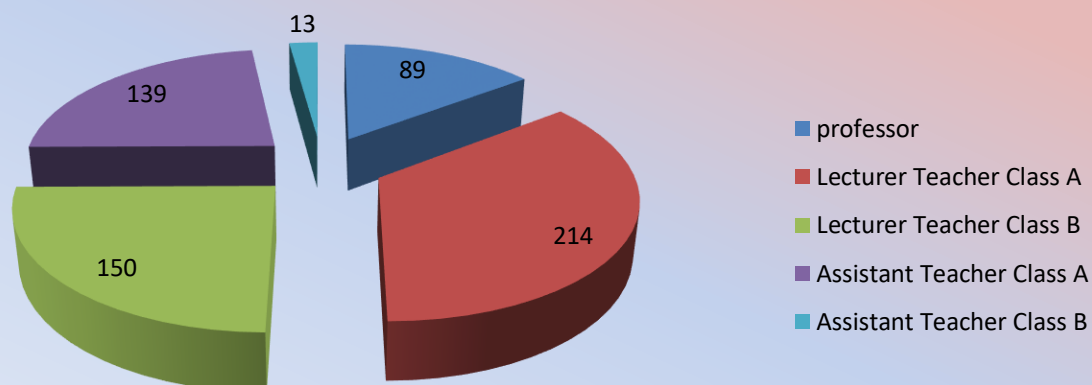
## Percentage of pedagogical framing



Distributed by rank according to the following table:

The number	Rankings of Teachers	The Total
01	professor	89
02	Lecturer Teacher Class A	214
03	Lecturer Teacher Class B	150
04	Assistant Teacher Class A	139
05	Assistant Teacher Class B	13
<b>Total</b>		<b>605</b>

## Rankings of Teachers



## Administrative Staff

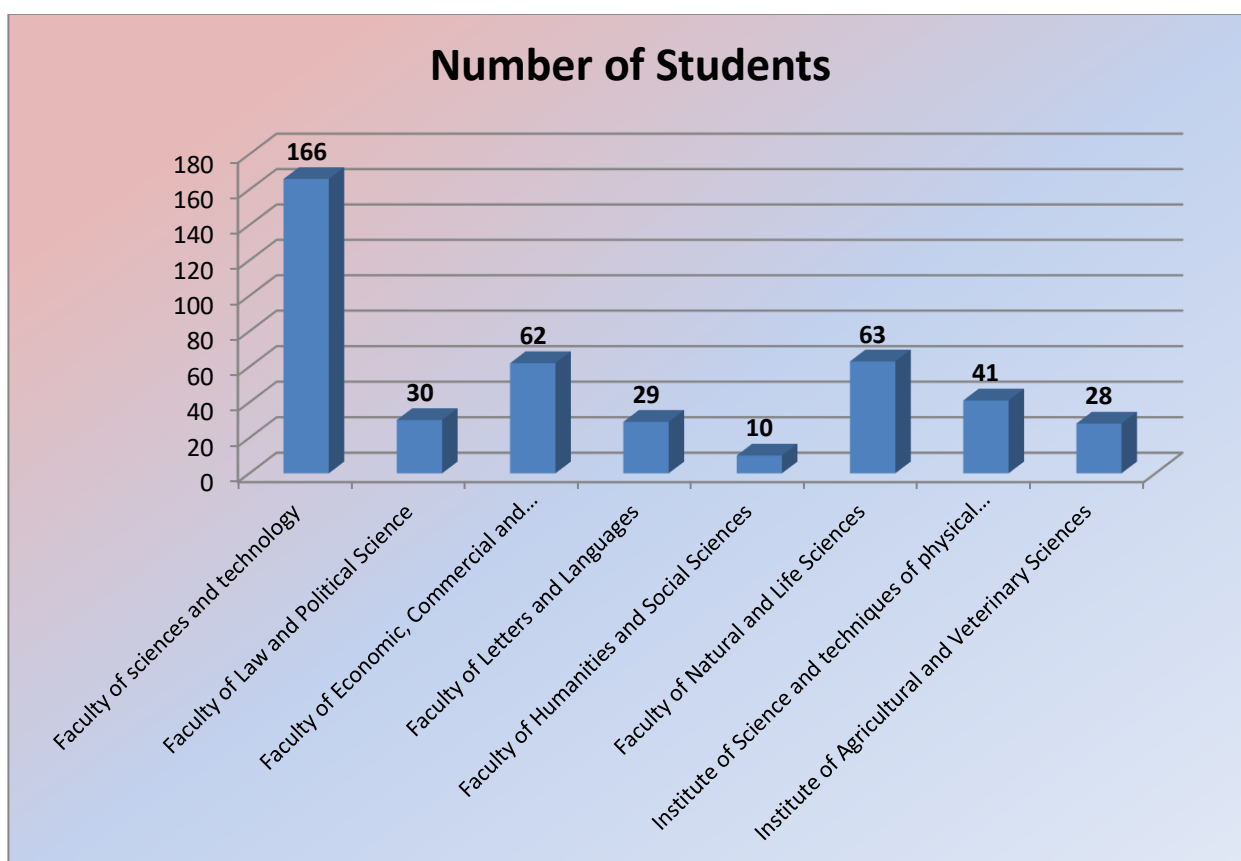
Items	The Number
Design Employees (11-16)	182
Application Employees(09-10)	141
Control Employees(07-08)	63
Implementation Employees (R.1-06)	14
<b>Total</b>	<b>400</b>
Contracted Employees	202
<b>The Total</b>	<b>602</b>

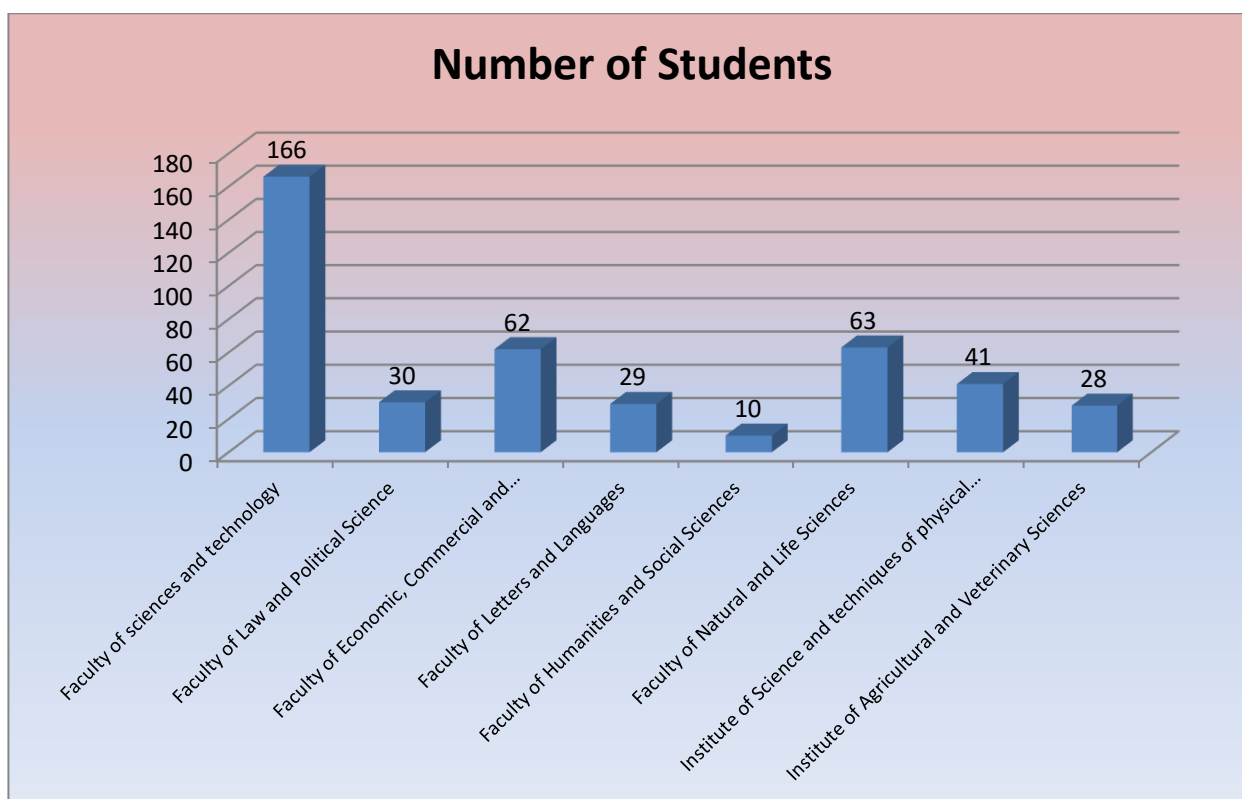
## **2-ViceRectorate of Post Graduate ,Habilitation and Scientific Reaserch**

### **Students Enrolled in post-graduation 2022-2023:**

#### **1.Distribution of Doctoral StudentsAmongFaculty and Institutions:**

<b>Faculty and institutions</b>	<b>Number of Students</b>	<b>Number of Graduates</b>
Faculty of sciences and technology	<b>166</b>	<b>01</b>
Faculty of Law and Political Science	<b>30</b>	<b>02</b>
Faculty of Economic, Commercial and	<b>62</b>	<b>04</b>
Faculty of Letters and Languages	<b>29</b>	<b>02</b>
Faculty of Humanities and Social	<b>10</b>	<b>00</b>
Faculty of Natural and Life Sciences	<b>63</b>	<b>10</b>
Institute of Science and techniques of physical and sporting activities	<b>41</b>	<b>00</b>
Institute of Agricultural and	<b>28</b>	<b>00</b>
<b>The Total</b>	<b>429</b>	<b>19</b>

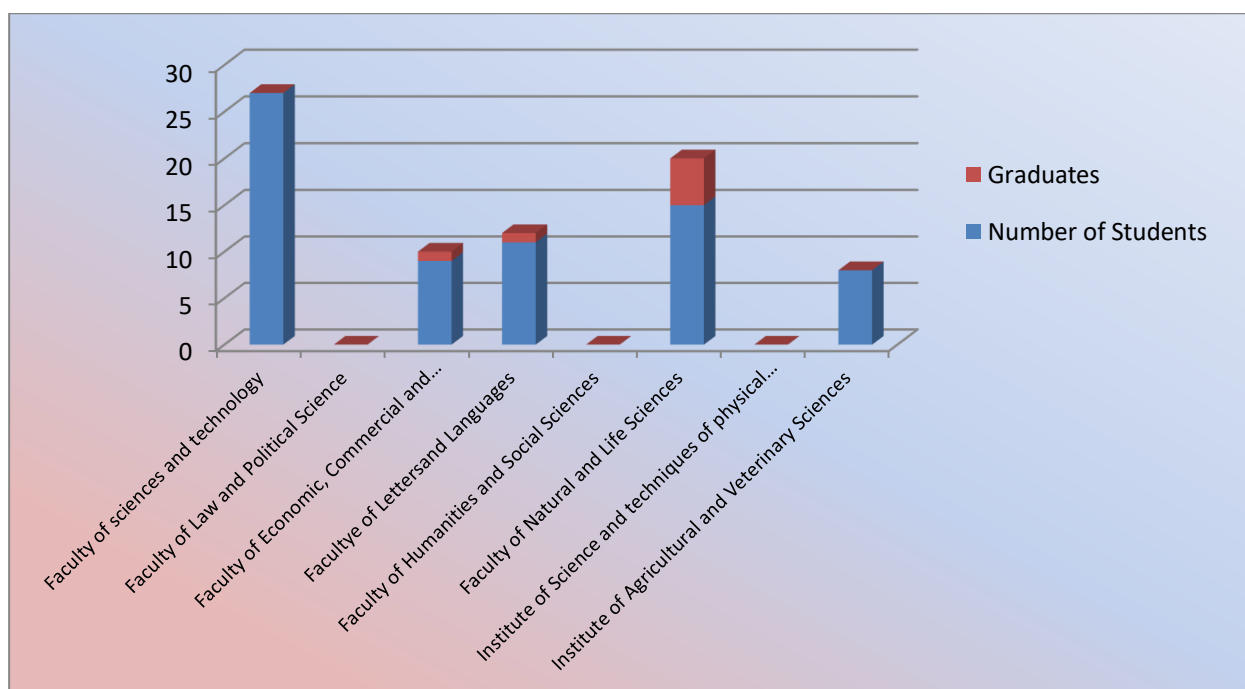




## 2. Distribution of enrolled students according to doctoral Type:

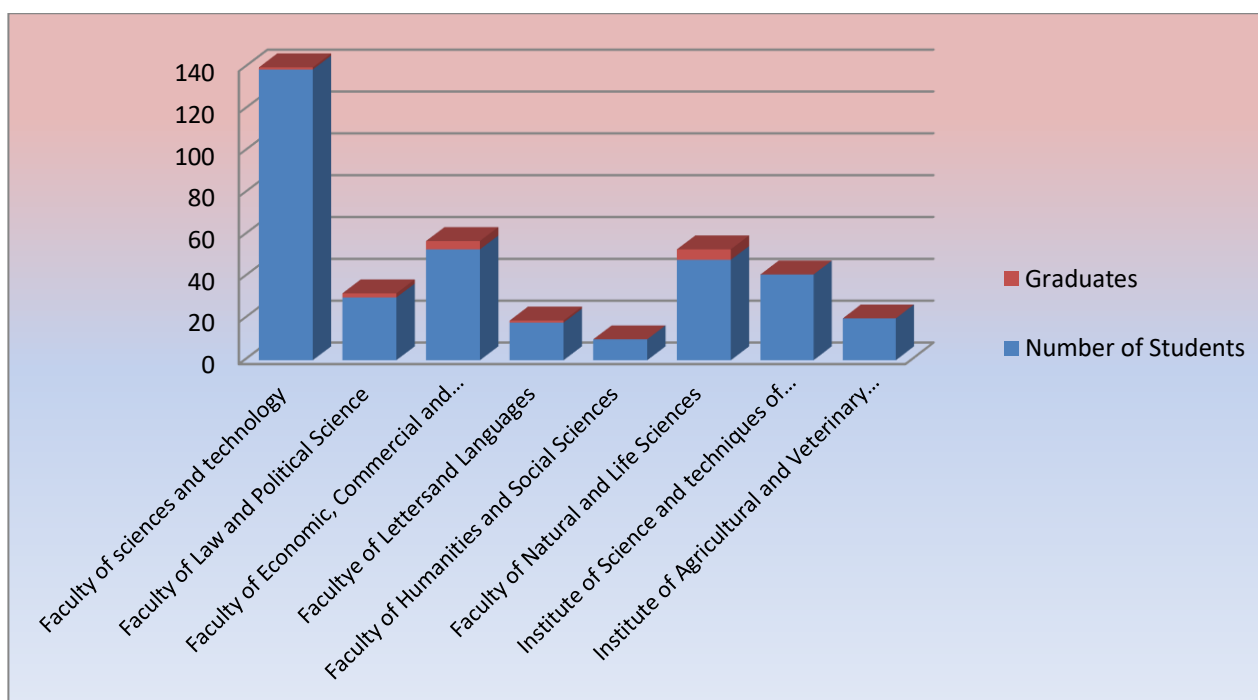
### A. Distribution of PhD students in science:

Faculty and institutions	Number of Students	Graduates
Faculty of sciences and technology	27	00
Faculty of Law and Political Science	00	00
Faculty of Economic, Commercial and	09	01
Faculty of Letters and Languages	11	01
Faculty of Humanities and Social	00	00
Faculty of Natural and Life Sciences	15	05
Institute of Science and techniques of physical and sporting activities	00	00
Institute of Agricultural and Veterinary	08	00
<b>The Total</b>	<b>70</b>	<b>06</b>



### **B. Distribution of doctoral students for L.M.D**

<b>Faculty and institutions</b>	<b>Number of Students</b>	<b>Graduates</b>
Faculty of sciences and technology	<b>139</b>	<b>01</b>
Faculty of Law and Political Science	<b>30</b>	<b>02</b>
Faculty of Economic, Commercial	<b>53</b>	<b>04</b>
Faculty of Arts and Languages	<b>18</b>	<b>01</b>
Faculty of Humanities and Social	<b>10</b>	<b>00</b>
Faculty of Natural and Life Sciences	<b>48</b>	<b>05</b>
Institute of Science and techniques of physical and sporting activities	<b>41</b>	<b>00</b>
Institute of Agricultural and	<b>20</b>	<b>00</b>
<b>The Total</b>	<b>359</b>	<b>13</b>



## Scientific research activities and projects

### A - Scientific Research Laboratories:

Accredited Laboratories	Number of Laboratories
Faculty of sciences and technology	08
Faculty of Law and Political Science	01
Faculty of Economic, Commercial and Management	02
Faculty of Letters and Languages	01
Faculty of Humanities and Social Sciences	01
Faculty of Natural and Life Sciences	01
Institute of Science and techniques of physical and sporting activities	00
Institute of Agricultural and Veterinary Sciences	02
<b>The Total</b>	<b>16</b>



## **B - PRFU approved research projects:**

<b>Faculty and Institutions</b>	<b>PRFU research projects approved in 2018</b>	<b>PRFU research projects approved in 2019</b>	<b>PRFU research projects approved in 2020</b>	<b>PRFU research projects approved in 2021</b>	<b>PRFU research projects approved in 2022</b>	<b>PRFU research projects approved in 2023</b>
Faculty of sciences and	06	08	04	08	11	12
Faculty of Law and Political	00	02	04	01	03	03
Faculty of Economic, Commercial and	06	01	01	03	03	09
Faculty of Arts and	00	01	01	01	01	02
Faculty of Humanities and	01	00	00	00	01	02
Faculty of Natural and Life	02	03	00	02	02	04
Institute of Science and techniques of physical and sporting activities	01	01	00	00	04	03
Institute of Agricultural and Veterinary Sciences	00	02	00	01	00	03
<b>The Total</b>	<b>16</b>	<b>18</b>	<b>10</b>	<b>16</b>	<b>25</b>	<b>38</b>

## **Pedagogical structures exploited by the university:**

<b>The Number</b>	<b>Pedagogical Structures</b>	<b>Number of Them</b>
01	Amphitheatre	19
02	Classrooms	142
03	Hall Technology	01
04	Automated media halls / Internet halls	03/10
05	Pedagogical laboratories / research laboratories	11/37
06	Libraries/Media Tech	01 /05
07	Management Offices	268
08	Professors' offices	106
09	Preventive medicine unit	03